

# NJ Mock Election

## 2023 NJ School Districts Results

Brought to you by:

[NJ Center for Civic Education](#)

[NJ Social Studies Supervisors Association](#)

Maps provided by [Mapline](#)

# Method

Students in New Jersey, ranging from grades 4 to 12, voted primarily via electronic ballots. Students submitted votes for candidates for the State Senate and the General Assembly.

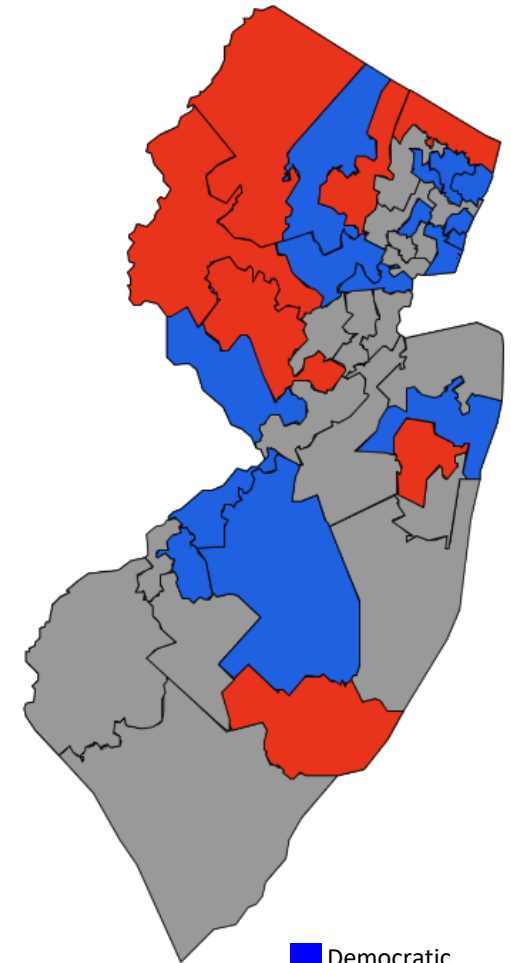
Students either submitted their ballots individually online or a representative from each participating school district collected the voting results and submitted them via an online form. Schools from 27 legislative districts participated with a total of roughly 10,700 students casting votes.

In each map, the color of the legislative district represents the candidate that received the most votes. On the State Senate and General Assembly, red represents the Republican candidate and blue represents the Democratic candidate. General Assembly results are limited to the top four candidates in the districts in which more than four ran. Purple will be used to denote any district in which candidates of two different parties receive the most votes.

This mock election also included an optional ballot question concerning climate change and energy resources. The results of that ballot question are displayed in a chart by grade bands of 4-5, 6-8, and 9-12.

# State Senate: 4-8<sup>th</sup> Grades

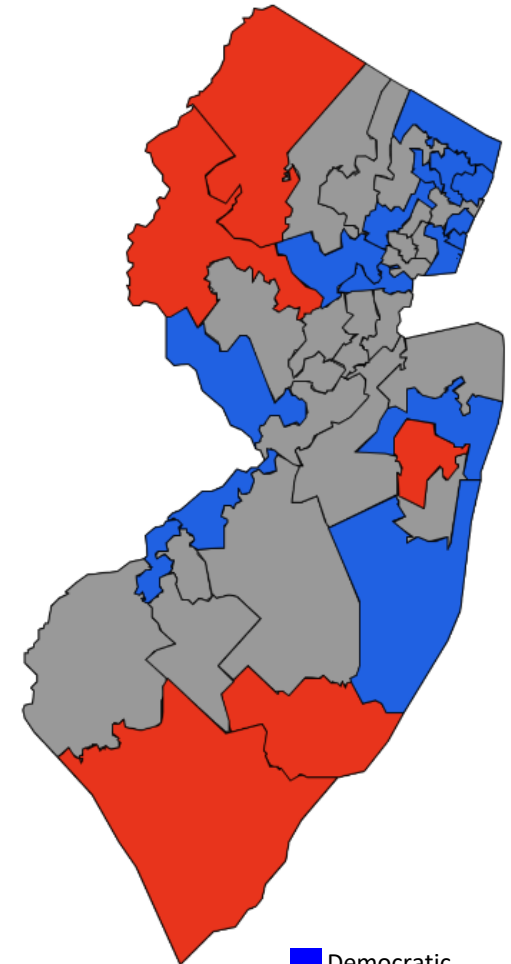
District	1st Candidate	2nd Candidate	3rd Candidate
2	POLISTINA (R): 38.8%	FITZPATRICK (D): 38.8%	PECK (3rd): 22.5%
6	BEACH (D): 56.8%	DOOGAN (R): 43.2%	
7	SINGLETON (D): 62.2%	FAZZONE (R): 37.8%	
8	BURTON (D): 71%	TIVER (R): 29%	
11	GOPAL (D): 53.6%	DNISTRIAN (R): 33.9%	ZALETEL (3rd): 12.4%
15	TURNER (D): 82.2%	LOCANDRO (R): 17.8%	
16	PAPPAS (R): 60.3%	ZWICKER (D): 35.3%	BYRNE (3rd): 4.4%
21	MARINO (D): 55.8%	BRAMNICK (R): 44.2%	
22	SCUTARI (D): 66.8%	MICHELSON (R): 33.2%	
23	STEINHARDT (R): 59.8%	KING (D): 40.2%	
24	PARKER SPACE (R): 57.5%	KHANOO (D): 42.5%	
25	CLARKE (D): 65.8%	BUCCO (R): 34.2%	
26	PENNACCHIO (R): 63.3%	WAKS (D): 36.7%	
30	SINGER (R): 70.2%	DOBBINS (D): 29.8%	
31	MCKNIGHT (D): 74.5%	SOTO (R): 25.5%	
32	MUKHERJI (D): 65.3%	MOHAMMED (R): 34.7%	
33	STACK (D): 78.9%	Kuniansky (3rd): 21.1%	
34	TIMBERLAKE (D): 76.9%	BELNOME (R): 23.1%	
35	POU (D): 54.4%	FAUSTINO (R): 45.6%	
37	JOHNSON (D): 74.9%	PAUL (R): 25.1%	
38	LAGANA (D): 62.8%	ATTIEH (R): 37.2%	
39	SCHEPISI (R): 54.5%	MURPHY (D): 45.5%	
40	CORRADO (R): 50.8%	EHRENTRAUT (D): 49.2%	



■ Democratic  
■ Republican

# State Senate: 9-12<sup>th</sup> Grades

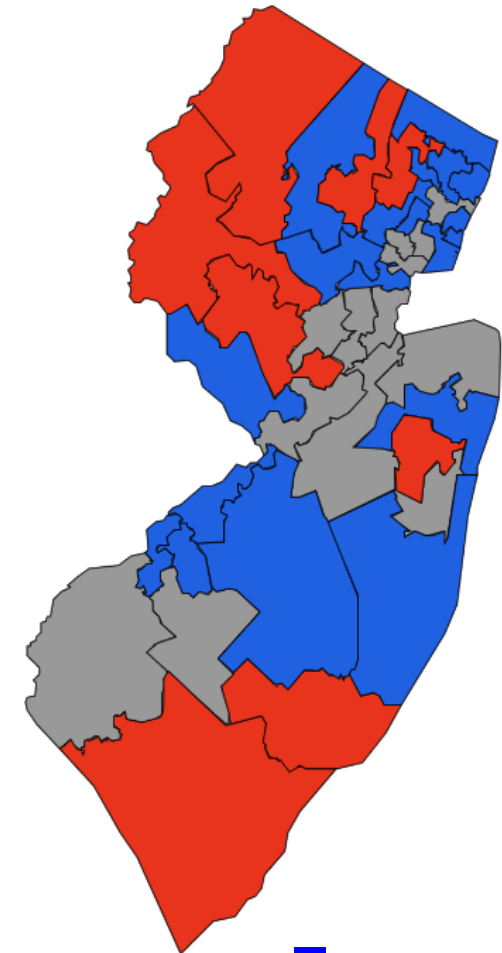
District	1st Candidate	2nd Candidate	3rd Candidate
1	TESTA (R): 54.8%	LASPATA (D): 45.2%	
2	POLISTINA (R): 48.5%	FITZPATRICK (D): 42.4%	PECK (3rd): 9.1%
5	CRUZ-PEREZ (D): 39.5%	KABIR (3rd): 37.2%	COOK (R): 23.3%
7	SINGLETON (D): 60.5%	FAZZONE (R): 39.5%	
9	FRANCO (D): 56.8%	AMATO JR. (R): 43.2%	
11	GOPAL (D): 63.6%	DNISTRIAN (R): 27.3%	ZALETTEL (3rd): 9.1%
15	TURNER (D): 66.7%	LOCANDRO (R): 33.3%	
21	MARINO (D): 57.8%	BRAMNICK (R): 42.2%	
22	SCUTARI (D): 58.9%	MICHELSON (R): 41.1%	
23	STEINHARDT (R): 54.2%	KING (D): 45.8%	
24	PARKER SPACE (R): 51.5%	KHANOO (D): 48.5%	
27	MCKEON (D): 69.2%	BYRNE (R): 30.8%	
30	SINGER (R): 59.6%	DOBBINS (D): 40.4%	
31	MCKNIGHT (D): 75.5%	SOTO (R): 24.5%	
32	MUKHERJI (D): 58.4%	MOHAMMED (R): 41.6%	
33	STACK (D): 84.3%	Kuniansky (3rd): 15.7%	
35	POU (D): 54.6%	FAUSTINO (R): 45.4%	
37	JOHNSON (D): 78.2%	PAUL (R): 21.8%	
38	LAGANA (D): 100%	ATTIEH (R): 0%	
39	MURPHY (D): 63.3%	SCHEPISI (R): 37.7%	



■ Democratic  
■ Republican

# State Senate: All Grades

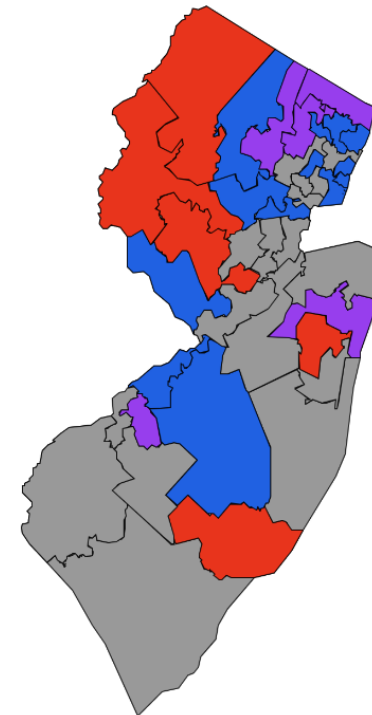
District	1st Candidate	2nd Candidate	3rd Candidate
1	TESTA (R): 54.8%	LASPATA (D): 45.2%	
2	POLISTINA (R): 41.6%	FITZPATRICK (D): 39.8%	PECK (3rd): 18.6%
5	CRUZ-PEREZ (D): 39.5%	KABIR (3rd): 37.2%	COOK (R): 23.3%
6	BEACH (D): 56.8%	DOOGAN (R): 43.2%	
7	SINGLETON (D): 61.2%	FAZZONE (R): 38.8%	
8	BURTON (D): 71%	TIVER (R): 29%	
9	FRANCO (D): 56.8%	AMATO JR. (R): 43.2%	
11	GOPAL (D): 54.1%	DNISTRIAN (R): 33.6%	ZALETEL (3rd): 12.3%
15	TURNER (D): 76%	LOCANDRO (R): 24%	
16	PAPPAS (R): 60.3%	ZWICKER (D): 35.3%	BYRNE (3rd): 4.4%
21	MARINO (D): 56.6%	BRAMNICK (R): 43.4%	
22	SCUTARI (D): 64.8%	MICHELSON (R): 35.2%	
23	STEINHARDT (R): 59.3%	KING (D): 40.7%	
24	PARKER SPACE (R): 54.9%	KHANOO (D): 45.1%	
25	CLARKE (D): 65.2%	BUCCO (R): 34.8%	
26	PENNACCHIO (R): 63.3%	WAKS (D): 36.7%	
27	MCKEON (D): 69.2%	BYRNE (R): 30.8%	
30	SINGER (R): 66.7%	DOBBINS (D): 33.3%	
31	MCKNIGHT (D): 74.9%	SOTO (R): 25.1%	
32	MUKHERJI (D): 60%	MOHAMMED (R): 40%	
33	STACK (D): 80.8%	Kuniansky (3rd): 19.2%	
34	TIMBERLAKE (D): 76.9%	BELNOME (R): 23.1%	
35	POU (D): 54.5%	FAUSTINO (R): 45.5%	
37	JOHNSON (D): 76.5%	PAUL (R): 23.5%	
38	LAGANA (D): 62.9%	ATTIEH (R): 37.1%	
39	MURPHY (D): 50.4%	SCHEPISI (R): 49.6%	
40	CORRADO (R): 50.8%	EHRENTRAUT (D): 49.2%	



■ Democratic  
■ Republican

# General Assembly: 4-8<sup>th</sup> Grades

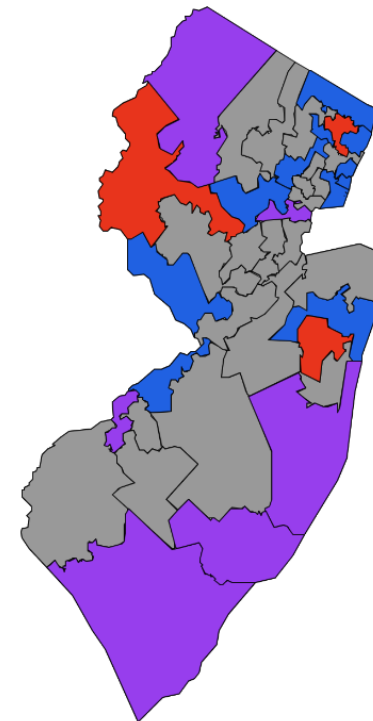
District	1 <sup>st</sup> Candidate	2 <sup>nd</sup> Candidate	3 <sup>rd</sup> Candidate	4 <sup>th</sup> Candidate
2	SWIFT (R): 29.5%	GUARDIAN (R): 26.5%	BENDER (D): 22.7%	HARRELL (D): 21.2%
6	LAMPITT (D): 28.9%	MCRORY (R): 27.3%	GREENWALD (D): 22.2%	BARRY (R): 21.6%
7	MURPHY (D): 120.9%	CONAWAY (D): 30.2%	DILLON (R): 23.3%	BLEISTINE (R): 18.3%
8	ANGELOZZI (D): 35.8%	KATZ (D): 27.5%	TORRISSI (R): 20.2%	UMBA (R): 16.5%
11	DONLON (D): 28.1%	EULNER (R): 27.6%	PETERPAUL (D): 23.1%	PIPERNO (R): 21.3%
15	VERRELLI (D): 39.1%	REYNOLDS-JACKSON (D): 34.8%	HURTADO (R): 26.1%	
16	TRAPHAGEN (R): 37.8%	ZHANG (R): 32.8%	FREIMAN (D): 16.8%	DRULIS (D): 12.6%
21	WEBER (D): 33.7%	GRANER (D): 23.4%	MUÑOZ (R): 22.8%	MATSIKLOUDIS (R): 20.1%
22	KENNEDY (D): 33.7%	CARTER (D): 26.8%	FABRIZIO (R): 20.7%	QUATTROCCHI (R): 18.9%
23	PETERSON (R): 30.9%	DIMAIO (R): 27.4%	CITRON (D): 21.9%	POWELL (D): 19.9%
24	INGANAMORT (R): 28.5%	FANTASIA (R): 26.5%	SHARMA (D): 21.5%	FERNANDEZ (3rd): 23.5%
25	TORRES (D): 32%	SALVATORE (D): 30%	BARRANCO (R): 21.2%	DUNN (R): 16.7%
26	MIELARCZYK (D): 32.2%	WEBBER (R): 29.5%	ACHEN (D): 21.3%	BERGEN (R): 17%
30	KEAN (R): 33.8%	THOMSON (R): 32.5%	FRASCINO (D): 18.4%	SCHNALL (D): 15.2%
31	SAMPSON (D): 27.5%	STAMATO (D): 22%	DESMOND (3rd): 14.5%	DIAZ (R): 11.9%
32	RAMIREZ (D): 38.9%	ALLEN (D): 38.4%	RAMOS (R): 22.7%	
33	RODRIGUEZ (D): 49.9%	MARENCO (D): 31.8%	SHERMAN (3rd): 18.3%	
34	MORALES (D): 35.7%	VENEZIA (D): 25.2%	CHILDRESS (R): 24.3%	MCGUIRE (R): 14.8%
35	WIMBERLY (D): 53.2%	SUMTER (D): 46.8%		
37	PARK (D): 32.1%	HAIDER (D): 29%	BEDOYA (R): 18.9%	LEBOVICS (R): 20%
38	TULLY (D): 38.3%	SWAIN (D): 33.1%	HORTON (R): 15.1%	WILKES (R): 13.5%
39	ENGLESE (D): 28.1%	AUTH (R): 27.7%	VITALE (D): 21.6%	AZZARITI (R): 22.5%
40	DEPHILLIPS (R): 29.3%	IRIZARRY (D): 26%	MARRINAN (D): 25.8%	BARLAS (R): 18.8%



■ Democratic  
■ Republican  
■ Split

# General Assembly: 9-12<sup>th</sup> Grades

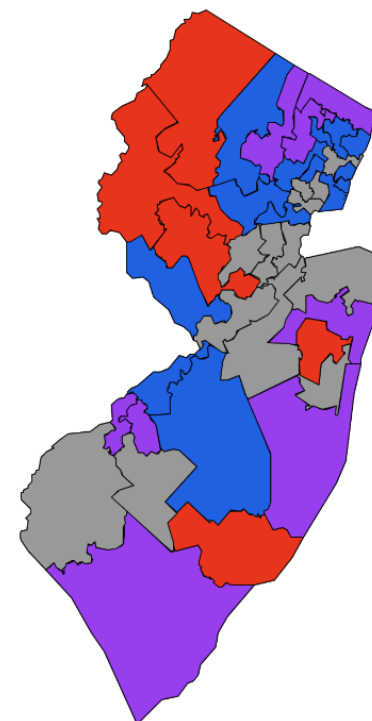
District	1 <sup>st</sup> Candidate	2 <sup>nd</sup> Candidate	3 <sup>rd</sup> Candidate	4 <sup>th</sup> Candidate
1	WHITE-MORRIS (D): 41%	SIMONSEN (R): 22.1%	MCCLELLAN (R): 18.9%	BONNER (D): 18%
2	SWIFT (R): 30%	BENDER (D): 30%	GUARDIAN (R): 21.7%	HARRELL (D): 18.3%
5	SPEARMAN (D): 32.9%	MILLER (R): 26.3%	PAGAN (R): 21.1%	MOEN JR. (D): 19.7%
7	MURPHY (D): 67.3%	CONAWAY (D): 25.9%	DILLON (R): 25.4%	BLEISTINE (R): 18.6%
9	RUMPF (R): 31.3%	BENDAR (3rd): 25%	ATURA (D): 20%	MYHRE (R): 15%
11	PETERPAUL (D): 53.3%	DONLON (D): 33.3%	EULNER (R): 13.3%	PIPERNO (R): 0%
15	VERRELLI (D): 44.7%	REYNOLDS-JACKSON (D): 38.3%	HURTADO (R): 17%	
21	WEBER (D): 29.5%	GRANER (D): 28.9%	MUÑOZ (R): 22.5%	MATSIKOUKIS (R): 19.2%
22	KENNEDY (D): 28.7%	FABRIZIO (R): 27.1%	CARTER (D): 26.4%	QUATTROCCHI (R): 17.8%
23	DIMAIO (R): 31.8%	PETERSON (R): 25%	CITRON (D): 22.7%	POWELL (D): 20.5%
24	SHARMA (D): 27.5%	FANTASIA (R): 25.4%	INGANAMORT (R): 24.2%	FERNANDEZ (3rd): 22.9%
27	COLLAZOS-GILL (D): 45.5%	BAGOLIE (D): 27.3%	DEVITA (R): 13.6%	MECCA JR. (R): 13.6%
30	THOMSON (R): 31.4%	KEAN (R): 28%	FRASCINO (D): 25.8%	SCHNALL (D): 14.8%
31	SAMPSON (D): 31.3%	STAMATO (D): 23.1%	DESMOND (3rd): 12.5%	DIAZ (R): 12.7%
32	RAMIREZ (D): 45.3%	ALLEN (D): 30%	RAMOS (R): 24.6%	
33	RODRIGUEZ (D): 43.4%	MARENCO (D): 36.9%	SHERMAN (3rd): 19.7%	
35	SUMTER (D): 51.7%	WIMBERLY (D): 48.3%		
37	PARK (D): 36.5%	HAIDER (D): 33.8%	BEDOYA (R): 15.6%	LEBOVICS (R): 14.1%
38	WILKES (R): 100%	SWAIN (D): 0%	HORTON (R): 0%	TULLY (D): 0%
39	ENGLESE (D): 33%	VITALE (D): 25.1%	AUTH (R): 20.2%	AZZARITI (R): 21.7%



■ Democratic  
■ Republican  
■ Split

# General Assembly: All Grades

District	1 <sup>st</sup> Candidate	2 <sup>nd</sup> Candidate	3 <sup>rd</sup> Candidate	4 <sup>th</sup> Candidate
1	WHITE-MORRIS (D): 41%	SIMONSEN (R): 22.1%	MCCLELLAN (R): 18.9%	BONNER (D): 18%
2	SWIFT (R): 29.7%	GUARDIAN (R): 25%	BENDER (D): 25%	HARRELL (D): 20.3%
5	SPEARMAN (D): 32.9%	MILLER (R): 26.3%	PAGAN (R): 21.1%	MOEN JR. (D): 19.7%
6	LAMPITT (D): 28.9%	MCRORY (R): 27.3%	GREENWALD (D): 22.2%	BARRY (R): 21.6%
7	MURPHY (D): 29.3%	CONAWAY (D): 27.7%	DILLON (R): 24.5%	BLEISTINE (R): 18.5%
8	ANGELOZZI (D): 35.8%	KATZ (D): 27.5%	TORRISSI (R): 20.2%	UMBA (R): 16.5%
9	RUMPF (R): 31.3%	BENDAR (3rd): 25%	ATURA (D): 20%	MYHRE (R): 15%
11	DONLON (D): 28.3%	EULNER (R): 27.1%	PETERPAUL (D): 24.2%	PIPERNO (R): 20.5%
15	VERRELLI (D): 41.4%	REYNOLDS-JACKSON (D): 36.2%	HURTADO (R): 22.4%	
16	TRAPHAGEN (R): 37.8%	ZHANG (R): 32.8%	FREIMAN (D): 16.8%	DRULIS (D): 12.6%
21	WEBER (D): 32%	GRANER (D): 25.6%	MUÑOZ (R): 22.7%	MATSIKODIS (R): 19.7%
22	KENNEDY (D): 32.4%	CARTER (D): 26.7%	FABRIZIO (R): 22.3%	QUATTROCCHI (R): 18.6%
23	PETERSON (R): 30.4%	DIMAIO (R): 27.8%	CITRON (D): 21.9%	POWELL (D): 19.9%
24	INGANAMORT (R): 26.6%	FANTASIA (R): 26%	SHARMA (D): 24.2%	FERNANDEZ (3rd): 23.2%
25	TORRES (D): 32.2%	SALVATORE (D): 30.2%	BARRANCO (R): 21%	DUNN (R): 16.6%
26	MIELARCZYK (D): 32.2%	WEBBER (R): 29.5%	ACHEN (D): 21.3%	BERGEN (R): 17%
27	COLLAZOS-GILL (D): 45.5%	BAGOLIE (D): 27.3%	DEVITA (R): 13.6%	MECCA JR. (R): 13.6%
30	THOMSON (R): 32.2%	KEAN (R): 31.9%	FRASCINO (D): 20.8%	SCHNALL (D): 15.1%
31	SAMPSON (D): 28.8%	STAMATO (D): 22.4%	DESMOND (3rd): 13.8%	DIAZ (R): 12.2%
32	RAMIREZ (D): 43.6%	ALLEN (D): 32.3%	RAMOS (R): 24.1%	
33	RODRIGUEZ (D): 47.6%	MARENCO (D): 33.6%	SHERMAN (3rd): 18.8%	
34	MORALES (D): 35.7%	VENEZIA (D): 25.2%	CHILDRESS (R): 24.3%	MCGUIRE (R): 14.8%
35	SUMTER (D): 50.2%	WIMBERLY (D): 49.8%		
37	PARK (D): 34.1%	HAIDER (D): 31.3%	BEDOYA (R): 17.3%	LEBOVICS (R): 17.3%
38	TULLY (D): 38.2%	SWAIN (D): 33%	HORTON (R): 15.1%	WILKES (R): 13.7%
39	ENGLESE (D): 29.6%	AUTH (R): 25.6%	VITALE (D): 22.6%	AZZARITI (R): 22.3%
40	DEPHILLIPS (R): 29.3%	IRIZARRY (D): 26%	MARRINAN (D): 25.8%	BARLAS (R): 18.8%



■ Democratic  
■ Republican  
■ Split



# Where should New Jersey direct its primary investment and support for future energy resources?

