

NJ Mock Election

2021 NJ School Districts Results

Brought to you by:

[NJ Center for Civic Education](#)

[NJ Social Studies Supervisors Association](#)

Maps provided by [Mapline](#)

Method

Students in New Jersey, ranging from grades 4 to 12, voted primarily via electronic ballots. Students submitted votes for candidates for Governor, the State Senate, and the General Assembly.

Students either submitted their ballots individually online or a representative from each participating school district collected the voting results and submitted them via an online form. Schools from 26 legislative districts participated with a total of roughly 16,000 students casting votes.

In each map, the color of the legislative district represents the candidate that received the most votes. On the State Senate and General Assembly, red represents the Republican candidate and blue represents the Democratic candidate. General Assembly results are limited to the top four candidates in the districts in which more than four ran. Purple will be used to denote any district in which candidates of two different parties receive the most votes.

Table of Contents

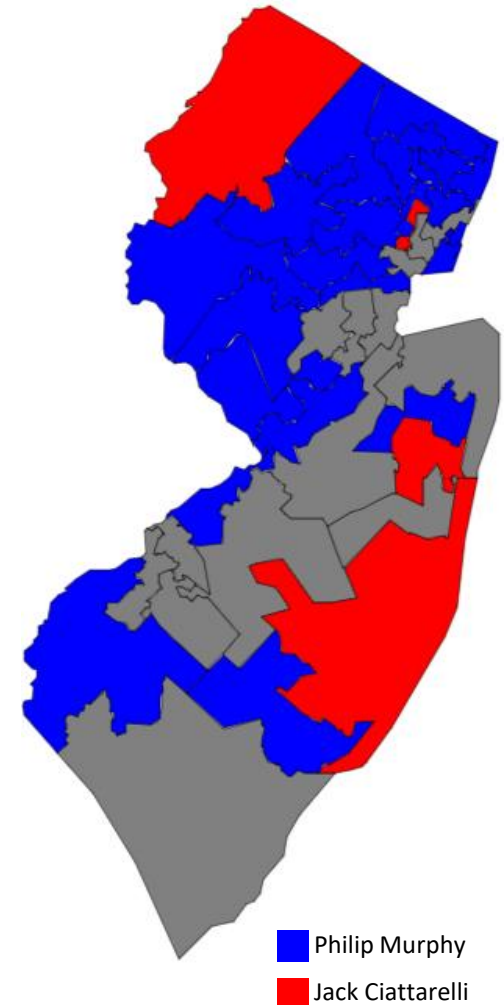
4-6.....Governor Results

7-9.....State Senate Results

10-12.....General Assembly Results

Governor: 4-8th Grades

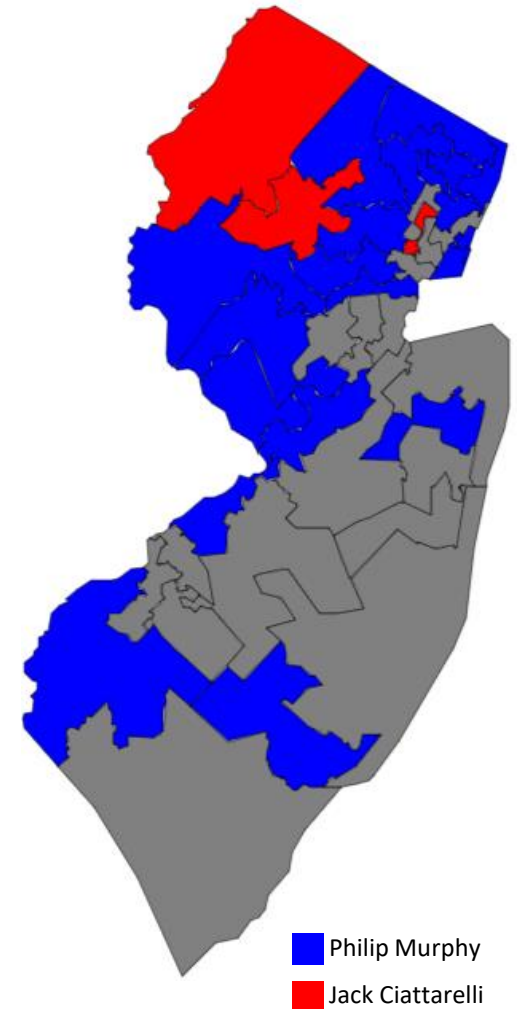
District	MURPHY	CIATTARELLI	HOFFMAN	KUNIANSKY	MELE
2	54.5%	32.6%	8.5%	3.1%	1.3%
3	100.0%	0.0%	0.0%	0.0%	0.0%
7	51.5%	28.9%	9.6%	6.1%	3.9%
9	34.7%	58.1%	6.0%	0.6%	0.6%
11	39.6%	27.5%	8.8%	4.4%	19.8%
14	66.7%	33.3%	0.0%	0.0%	0.0%
15	52.0%	21.7%	16.6%	4.0%	5.7%
16	65.8%	31.6%	1.8%	0.9%	0.0%
21	53.0%	40.8%	3.7%	0.9%	1.6%
22	41.5%	31.7%	14.6%	8.5%	3.7%
23	48.1%	44.2%	2.8%	3.0%	2.0%
24	39.2%	46.2%	6.9%	3.1%	4.6%
25	43.0%	42.7%	8.3%	4.2%	1.8%
26	47.6%	36.9%	6.9%	5.0%	3.7%
27	53.6%	43.7%	1.9%	0.3%	0.5%
28	39.0%	44.0%	7.0%	6.0%	4.0%
30	33.3%	66.7%	0.0%	0.0%	0.0%
31	65.9%	22.2%	6.5%	3.0%	2.3%
33	52.3%	29.2%	11.1%	4.5%	2.9%
34	59.6%	21.3%	5.3%	9.6%	4.3%
35	63.5%	21.2%	5.7%	4.2%	5.4%
36	53.8%	27.3%	8.1%	6.4%	4.5%
37	62.1%	24.1%	5.5%	4.5%	3.8%
38	60.9%	22.6%	9.5%	4.3%	2.7%
39	45.1%	40.3%	8.8%	3.5%	2.4%
40	60.5%	32.1%	3.2%	1.1%	3.2%
Total	53.0%	33.9%	6.8%	3.5%	2.9%



■ Philip Murphy
■ Jack Ciattarelli

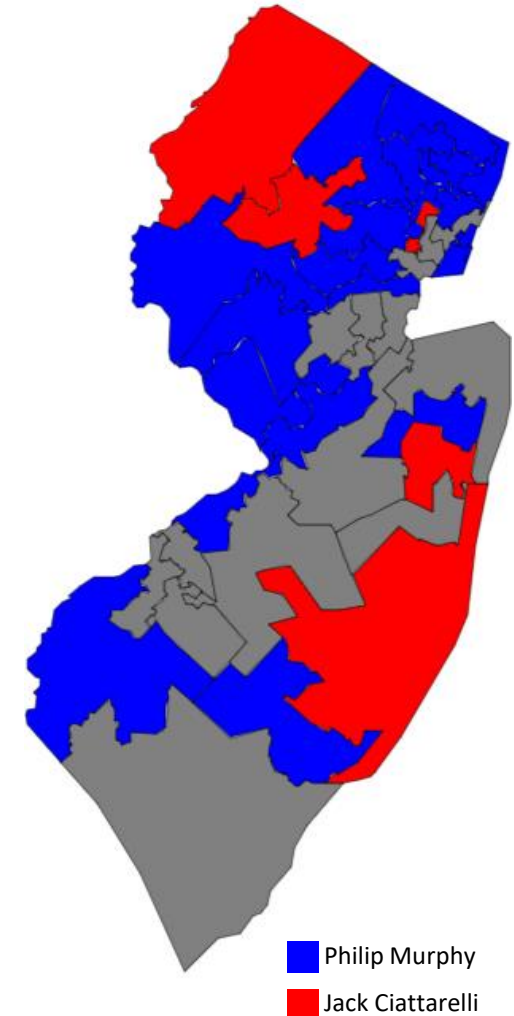
Governor: 9-12th Grades

District	MURPHY	CIATTARELLI	HOFFMAN	KUNIANSKY	MELE
2	62.1%	29.7%	3.3%	4.9%	0.0%
3	47.5%	25.2%	13.9%	7.6%	5.9%
7	55.9%	31.1%	5.5%	3.2%	4.3%
11	56.3%	25.0%	6.3%	12.5%	0.0%
14	66.7%	33.3%	0.0%	0.0%	0.0%
15	100.0%	0.0%	0.0%	0.0%	0.0%
16	0.0%	100.0%	0.0%	0.0%	0.0%
21	60.9%	27.3%	4.4%	5.1%	2.3%
22	68.6%	18.6%	7.1%	2.9%	2.9%
23	55.0%	40.0%	5.0%	0.0%	0.0%
24	33.5%	42.7%	13.4%	5.9%	4.5%
25	36.9%	51.5%	4.6%	6.2%	0.8%
26	45.5%	42.8%	6.0%	3.0%	2.8%
27	55.9%	35.7%	4.5%	2.2%	1.8%
28	0.0%	100.0%	0.0%	0.0%	0.0%
31	63.8%	20.9%	9.2%	4.5%	1.7%
33	63.2%	19.5%	7.3%	6.8%	3.2%
35	65.0%	21.1%	6.8%	4.2%	3.0%
36	75.4%	13.5%	5.3%	3.5%	2.3%
37	80.0%	10.0%	4.5%	3.1%	2.4%
38	59.6%	26.8%	6.8%	3.9%	2.9%
39	56.0%	26.6%	10.1%	3.4%	3.9%
40	46.1%	43.8%	3.1%	4.7%	2.3%
Total	58.6%	27.5%	6.7%	4.3%	2.9%



Governor: All Grades

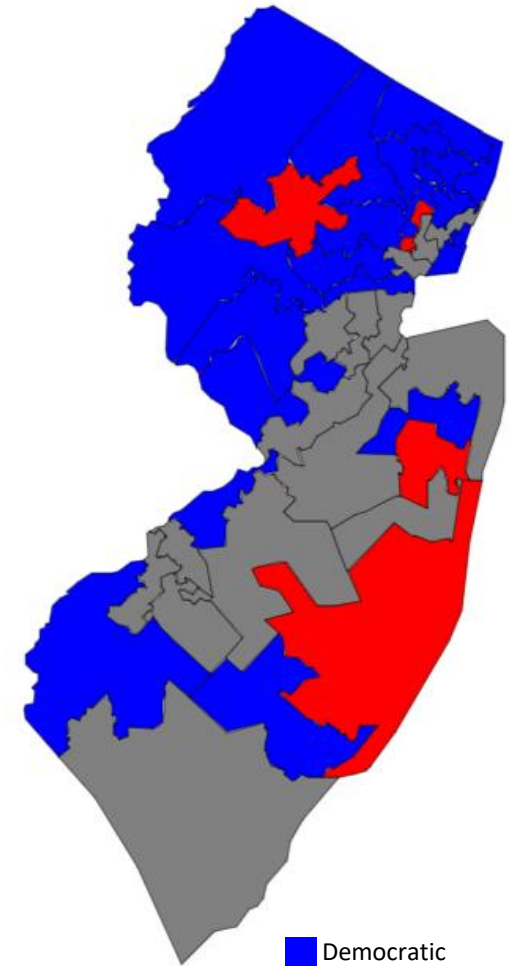
District	MURPHY	CIATTARELLI	HOFFMAN	KUNIANSKY	MELE
2	57.9%	31.3%	6.2%	3.9%	0.7%
3	47.7%	25.1%	13.8%	7.5%	5.9%
7	54.1%	30.2%	7.2%	4.4%	4.1%
9	34.7%	58.1%	6.0%	0.6%	0.6%
11	42.1%	27.1%	8.4%	5.6%	16.8%
14	66.7%	33.3%	0.0%	0.0%	0.0%
15	52.3%	21.6%	16.5%	4.0%	5.7%
16	65.2%	32.2%	1.7%	0.9%	0.0%
21	56.0%	35.8%	4.0%	2.4%	1.8%
22	53.9%	25.7%	11.2%	5.9%	3.3%
23	48.3%	44.0%	2.9%	2.9%	2.0%
24	35.1%	43.7%	11.6%	5.1%	4.5%
25	41.6%	44.8%	7.5%	4.6%	1.6%
26	46.6%	39.8%	6.4%	4.0%	3.2%
27	55.1%	38.5%	3.5%	1.5%	1.3%
28	38.6%	44.6%	6.9%	5.9%	4.0%
30	33.3%	66.7%	0.0%	0.0%	0.0%
31	65.4%	21.9%	7.1%	3.4%	2.2%
33	60.6%	21.7%	8.2%	6.3%	3.1%
34	59.6%	21.3%	5.3%	9.6%	4.3%
35	64.3%	21.1%	6.3%	4.2%	4.1%
36	60.8%	22.8%	7.2%	5.5%	3.8%
37	72.2%	16.1%	5.0%	3.7%	3.0%
38	60.4%	24.4%	8.4%	4.1%	2.8%
39	48.0%	36.6%	9.2%	3.5%	2.8%
40	54.7%	36.8%	3.1%	2.5%	2.8%
Total	55.39%	31.15%	6.77%	3.82%	2.87%



■ Philip Murphy
■ Jack Ciattarelli

State Senate: 4-8th Grades

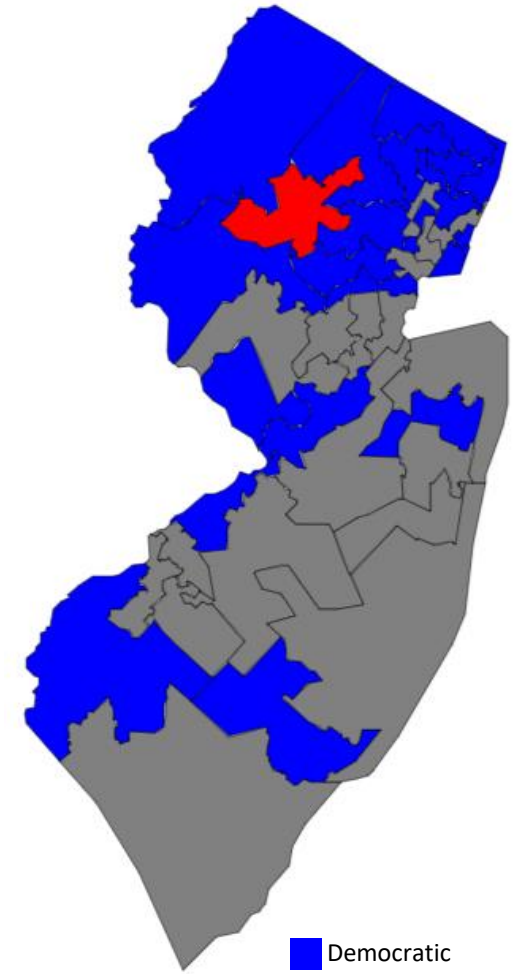
District	1st Candidate	2nd Candidate	3rd Candidate
2	MAZZEO (D): 59.8%	POLISTINA (R): 40.2%	
3	SWEENEY (D): 100%	DURR (R): 0%	
7	SINGLETON (D): 52.9%	ARNOLD (R): 47.1%	
9	CONNORS (R): 63.5%	WRIGHT (D): 35.3%	DISCENZA (3rd): 1.2%
11	GOPAL (D): 66.3%	ANNETTA (R): 33.7%	
15	TURNER (D): 75.4%	GAUL (R): 24.6%	
16	ZWICKER (D): 74.4%	PAPPAS (R): 25.6%	
21	SIGNORELLO III (D): 67.6%	BRAMNICK (R): 32.4%	
22	SCUTARI (D): 63.8%	MICHELSON (R): 36.3%	
23	KING (D): 53.4%	DOHERTY (R): 46.6%	
24	COOK (D): 56.2%	OROHO (R): 43.8%	
25	BUCCO (R): 50.8%	GRAYZEL (D): 49.2%	
26	CLARKE (D): 58.3%	PENNACCHIO (R): 41.7%	
27	CODEY (D): 58.6%	KRAEMER (R): 41.4%	
28	CONTELLA (R): 58.7%	RICE (D): 41.3%	
30	SINGER (R): 60%	STINGER (D): 40%	
31	CUNNINGHAM (D): 72.2%	SCHULMAN (R): 27.8%	
33	STACK (D): 58%	KHAN (R): 42%	
34	GILL (D): 69.1%	POLLACK (R): 30.9%	
35	POU (D): 60.6%	PENGITORE (R): 39.4%	
36	SARLO (D): 58.4%	AURIEMMA (R): 41.6%	
37	JOHNSON (D): 60.6%	KOONTZ (R): 24.1%	COLEY (3rd): 15.3%
38	LAGANA (D): 72.9%	GARCIA (R): 27.1%	
39	SCHEPISI (R): 45.8%	DUGAN (D): 42.4%	TOSONE (3rd): 11.9%
40	SEDON (D): 62.1%	CORRADO (R): 37.9%	



■ Democratic
■ Republican

State Senate: 9-12th Grades

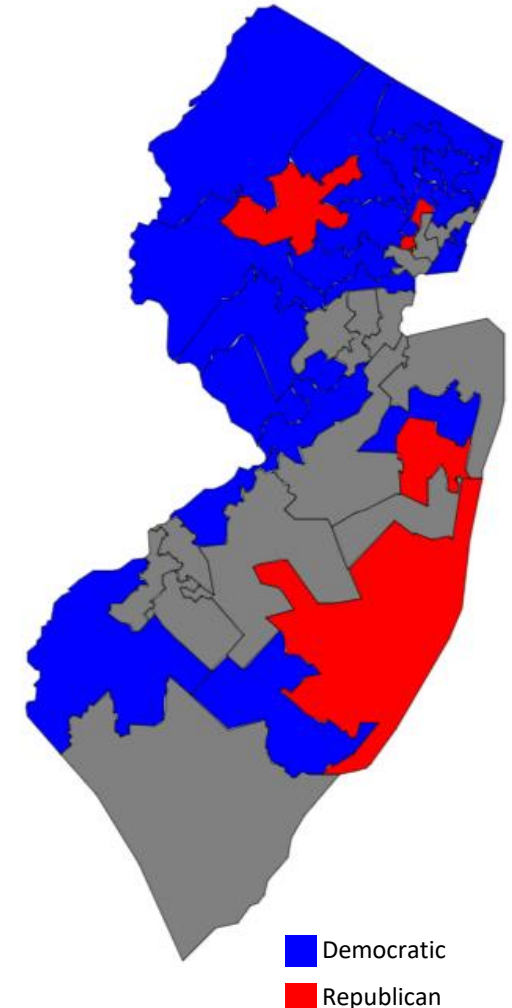
District	1st Candidate	2nd Candidate	3rd Candidate
2	MAZZEO (D): 57.6%	POLISTINA (R): 42.4%	
3	SWEENEY (D): 55.6%	DURR (R): 44.4%	
7	SINGLETON (D): 59.6%	ARNOLD (R): 40.4%	
11	GOPAL (D): 62.5%	ANNETTA (R): 37.5%	
14	GREENSTEIN (D): 100%	ELIAS (R): 0%	
15	TURNER (D): 100%	GAUL (R): 0%	
21	SIGNORELLO III (D): 69.6%	BRAMNICK (R): 30.4%	
22	SCUTARI (D): 79.4%	MICHELSON (R): 20.6%	
23	KING (D): 89.5%	DOHERTY (R): 10.5%	
24	COOK (D): 54.7%	OROH (R): 45.3%	
25	BUCCO (R): 53.5%	GRAYZEL (D): 46.5%	
26	CLARKE (D): 51.8%	PENNACCHIO (R): 48.2%	
27	CODEY (D): 66.8%	KRAEMER (R): 33.2%	
28	RICE (D): 100%	CONTELLA (R): : 0.0%	
31	CUNNINGHAM (D): 73.8%	SCHULMAN (R): 26.2%	
33	STACK (D): 70.5%	KHAN (R): 29.5%	
35	POU (D): 68.5%	PENGITORE (R): 31.5%	
36	SARLO (D): 87.2%	AURIEMMA (R): 12.8%	
37	JOHNSON (D): 75.3%	KOONTZ (R): 13.6%	COLEY (3rd): 11.1%
38	LAGANA (D): 71.5%	GARCIA (R): 28.5%	
39	DUGAN (D): 61.5%	SCHEPISI (R): 28.3%	TOSONE (3rd): 10.1%
40	SEDON (D): 59.5%	CORRADO (R): 40.5%	



■ Democratic
■ Republican

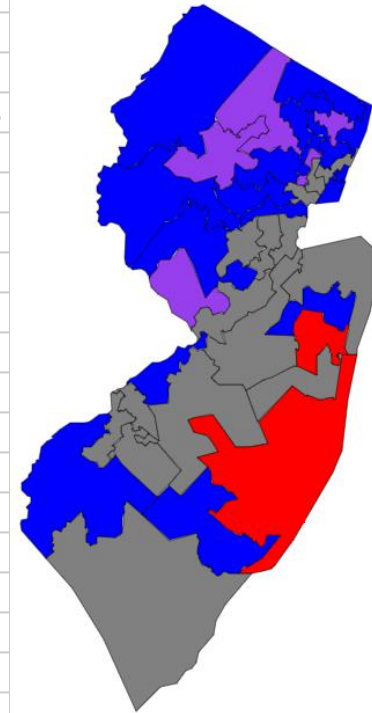
State Senate: All Grades

District	1st Candidate	2nd Candidate	3rd Candidate
2	MAZZEO (D): 58.8%	POLISTINA (R): 41.2%	
3	SWEENEY (D): 55.8%	DURR (R): 44.2%	
7	SINGLETON (D): 56.8%	ARNOLD (R): 43.2%	
9	CONNORS (R): 63.5%	WRIGHT (D): 35.3%	DISCENZA (3rd): 1.2%
11	GOPAL (D): 65.7%	ANNETTA (R): 34.3%	
14	GREENSTEIN (D): 100%	ELIAS (R): 0%	
15	TURNER (D): 75.6%	GAUL (R): 24.4%	
16	ZWICKER (D): 74.4%	PAPPAS (R): 25.6%	
21	SIGNORELLO III (D): 68.3%	BRAMNICK (R): 31.7%	
22	SCUTARI (D): 70.9%	MICHELSON (R): 29.1%	
23	KING (D): 54.6%	DOHERTY (R): 45.4%	
24	COOK (D): 55.1%	OROHO (R): 44.9%	
25	BUCCO (R): 51.4%	GRAYZEL (D): 48.6%	
26	CLARKE (D): 54.8%	PENNACCHIO (R): 45.2%	
27	CODEY (D): 63.8%	KRAEMER (R): 36.2%	
28	CONTELLA (R): 58.1%	RICE (D): 41.9%	
30	SINGER (R): 60%	STINGER (D): 40%	
31	CUNNINGHAM (D): 72.6%	SCHULMAN (R): 27.4%	
33	STACK (D): 67.8%	KHAN (R): 32.2%	
34	GILL (D): 69.1%	POLLACK (R): 30.9%	
35	POU (D): 65%	PENGITORE (R): 35%	
36	SARLO (D): 67.7%	AURIEMMA (R): 32.3%	
37	JOHNSON (D): 68.9%	KOONTZ (R): 18.2%	COLEY (3rd): 12.9%
38	LAGANA (D): 72.3%	GARCIA (R): 27.7%	
39	DUGAN (D): 47.7%	SCHEPISI (R): 40.9%	TOSONE (3rd): 11.4%
40	SEDON (D): 61.1%	CORRADO (R): 38.9%	



General Assembly: 4-8th Grades

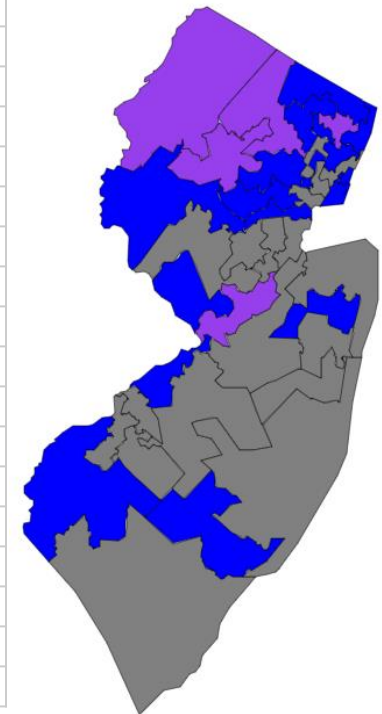
District	1 st Candidate	2 nd Candidate	3 rd Candidate	4 th Candidate
2	ARMATO (D): 29.2%	FITZPATRICK (D): 25%	GUARDIAN (R): 24%	SWIFT (R): 21.9%
3	BURZICHELLI (D): 100%	TALIAFERRO (D): 0%	MCCARTHY (R): 0%	SAWYER (R): 0%
7	MURPHY (D): 35.4%	CONAWAY (D): 27.2%	JESUELE (R): 19.9%	DILLON (R): 18.8%
9	GOVE (R): 32.9%	RUMPF (R): 31.7%	HENNINGER-HOLLAND (D): 19.9%	JACKSON (D): 15.5%
11	HOUGHTALING (D): 32.2%	DOWNEY (D): 30.1%	FAISON (3rd): 16.1%	PIPERNO (R): 11.2%
15	REYNOLDS-JACKSON (D): 32.9%	REYES (3rd): 30.8%	VERRELLI (D): 22.6%	JOHNSON (R): 13.7%
16	JAFFER (D): 42.6%	FREIMAN (D): 41%	PANICO (R): 9.8%	LUKAC III (R): 6.6%
21	GRANER (D): 33.4%	MEHROTRA (D): 29.5%	MUÑOZ (R): 21.6%	MATSIKLOUDIS (R): 15.5%
22	CARTER (D): 34.8%	KENNEDY (D): 31.2%	HERBERG (R): 17.4%	SYPPER (R): 16.7%
23	KAUFMAN (D): 29.4%	LABELLE (D): 25.2%	PETERSON (R): 23.7%	DIMAIO (R): 21.7%
24	COOK (D): 28.9%	FADDEN (D): 25.1%	SPACE (R): 24.3%	WIRTHS (R): 21.7%
25	BARNETT (D): 29.6%	BERGEN (R): 27.5%	VERES (D): 21.5%	DUNN (R): 21.4%
26	BLAEUER (D): 32.1%	WEBBER (R): 26.2%	FADDEN (D): 26.1%	BARRANCO (R): 15.5%
27	JASEY (D): 33%	MCKEON (D): 29.4%	RYAN (R): 20.5%	SYM (R): 17.1%
28	D'ANGELO (R): 29.7%	CAPUTO (D): 29.7%	TUCKER (D): 23.4%	HEADEN (R): 17.2%
30	KEAN (R): 30.6%	THOMSON (R): 27.8%	FILOSA (D): 22.2%	DOBBINS (D): 19.4%
31	MCKNIGHT (D): 36.9%	SAMPSON (D): 34%	JAVIER (R): 16.9%	VILA (R): 12.3%
33	CHAPARRO (D): 33%	MUKHERJI (D): 25.5%	CURTIS (R): 25%	MARTE (R): 16.5%
34	TIMBERLAKE (D): 36.7%	GIBLIN (D): 28.8%	CHILDRESS (3rd): 12.9%	DEVITA (R): 10.8%
35	SUMTER (D): 35.6%	WIMBERLY (D): 32.4%	MAJAGAH (R): 16.3%	YAMISHA (R): 15.8%
36	SCHAER (D): 33.4%	CALABRESE (D): 28.9%	VISO (R): 20.5%	AURIEMMA (R): 17.2%
37	HAIDER (D): 51.8%	PARK (D): 28.8%	DURFEE (R): 14.3%	PATRICK (R): 3.3%
38	SWAIN (D): 70.7%	TAYLOR (R): 14.9%	MASTROFILIPO (R): 14.4%	TULLY (D): 0%
39	ALMEDA (D): 30%	IANNUZZI (D): 28.2%	AUTH (R): 24.1%	DEFUCCIO (R): 17.7%
40	ALLARD (D): 27.2%	MCNAMARA (D): 26.9%	DEPHILLIPS (R): 24.9%	ROONEY (R): 21%



■ Democratic
■ Republican
■ Split

General Assembly: 9-12th Grades

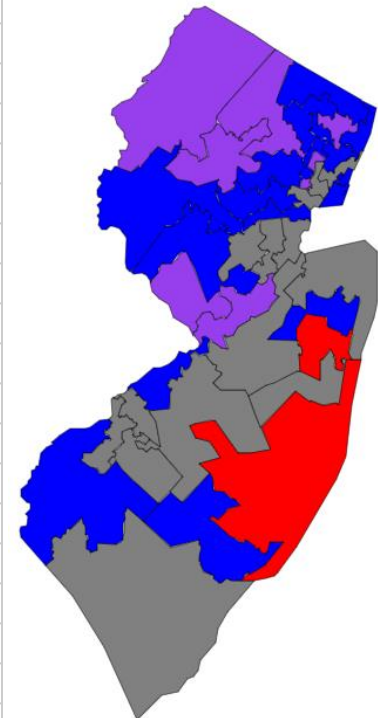
District	1 st Candidate	2 nd Candidate	3 rd Candidate	4 th Candidate
2	ARMATO (D): 33.1%	FITZPATRICK (D): 28.4%	GUARDIAN (R): 19.6%	SWIFT (R): 18.9%
3	TALIAFERRO (D): 32.2%	BURZICHELLI (D): 29.6%	MCCARTHY (R): 21.9%	SAWYER (R): 16.2%
7	MURPHY (D): 32.8%	CONAWAY (D): 28.9%	DILLON (R): 22.8%	JESUELE (R): 15.4%
11	HOUGHTALING (D): 27.6%	DOWNEY (D): 24.1%	PIPERNO (R): 20.7%	FAISON (3rd): 13.8%
14	SHAH (R): 25%	PACHUTA (R): 25%	DEANGELO (D): 25%	BENSON (D): 25%
15	VERRELLI (D): 50%	REYNOLDS-JACKSON (D): 50%	JOHNSON (R): 0%	REYES (3rd): 0%
21	GRANER (D): 35.9%	MEHROTRA (D): 30.1%	MUÑOZ (R): 22.4%	MATSIKODIS (R): 11.5%
22	CARTER (D): 43.1%	KENNEDY (D): 35.3%	HERBERG (R): 14.7%	SYPPER (R): 6.9%
23	LABELLE (D): 43.2%	KAUFMAN (D): 40.5%	DIMAIO (R): 10.8%	PETERSON (R): 5.4%
24	SPACE (R): 27.5%	COOK (D): 27.5%	FADDEN (D): 26.1%	WIRTHS (R): 18.8%
25	BERGEN (R): 28.%	BARNETT (D): 26.3%	DUNN (R): 25.4%	VERES (D): 20.3%
26	WEBBER (R): 28.8%	BLAEUER (D): 27.9%	FADDEN (D): 24.9%	BARRANCO (R): 18.4%
27	MCKEON (D): 33%	JASEY (D): 32%	RYAN (R): 18.8%	SYM (R): 16.2%
28	TUCKER (D): 100%	CAPUTO (D): 0%	HEADEN (R): 0%	D'ANGELO (R): 0%
31	MCKNIGHT (D): 39.5%	SAMPSON (D): 33.2%	JAVIER (R): 17.7%	VILA (R): 9.6%
33	CHAPARRO (D): 36.4%	MUKHERJI (D): 30.8%	CURTIS (R): 20.7%	MARTE (R): 12.1%
35	SUMTER (D): 36.5%	WIMBERLY (D): 36.4%	YAMISHA (R): 14.1%	MAJAGAH (R): 13%
36	CALABRESE (D): 41.1%	SCHAER (D): 36.2%	VISO (R): 11.5%	AURIEMMA (R): 11.2%
37	HAIDER (D): 66.5%	PARK (D): 21.5%	DURFEE (R): 8.5%	PANNELL (3rd): 2.4%
38	SWAIN (D): 67.3%	MASTROFILIPO (R): 20.8%	TAYLOR (R): 11.9%	TULLY (D): 0%
39	IANNUZZI (D): 35.9%	ALMEDA (D): 33.9%	AUTH (R): 16.9%	DEFUCCIO (R): 13.3%
40	MCNAMARA (D): 30.5%	ALLARD (D): 27.3%	ROONEY (R): 21.4%	DEPHILLIPS (R): 20.9%



■ Democratic
■ Republican
■ Split

General Assembly: All Grades

District	1st Candidate	2nd Candidate	3rd Candidate	4th Candidate
2	ARMATO (D): 31%	FITZPATRICK (D): 26.5%	GUARDIAN (R): 22%	SWIFT (R): 20.5%
3	TALIAFERRO (D): 32.1%	BURZICHELLI (D): 29.8%	MCCARTHY (R): 21.9%	SAWYER (R): 16.2%
7	MURPHY (D): 33.9%	CONAWAY (D): 28.3%	DILLON (R): 21.2%	JESUELE (R): 18.5%
9	GOVE (R): 32.9%	RUMPF (R): 31.7%	HENNINGER-HOLLAND (D): 19.9%	JACKSON (D): 15.5%
11	HOUGHTALING (D): 31.4%	DOWNEY (D): 29.1%	FAISON (3rd): 15.7%	PIPERNO (R): 12.8%
14	SHAH (R): 25%	PACHUTA (R): 25%	DEANGELO (D): 25%	BENSON (D): 25%
15	REYNOLDS-JACKSON (D): 33.1%	REYES (3rd): 30.5%	VERRELLI (D): 22.9%	JOHNSON (R): 13.6%
16	JAFFER (D): 42.6%	FREIMAN (D): 41%	PANICO (R): 9.8%	LUKAC III (R): 6.6%
21	GRANER (D): 34.3%	MEHROTRA (D): 29.8%	MUÑOZ (R): 21.9%	MATSIKLOUDIS (R): 14.4%
22	CARTER (D): 38.6%	KENNEDY (D): 33.1%	HERBERG (R): 16.1%	SYPPER (R): 12.2%
23	KAUFMAN (D): 29.8%	LABELLE (D): 25.8%	PETERSON (R): 23%	DIMAIO (R): 21.3%
24	COOK (D): 27.9%	SPACE (R): 26.6%	FADDEN (D): 25.8%	WIRTHS (R): 19.7%
25	BARNETT (D): 28.8%	BERGEN (R): 27.6%	DUNN (R): 22.4%	VERES (D): 21.2%
26	BLAEUER (D): 29.8%	WEBBER (R): 27.7%	FADDEN (D): 25.4%	BARRANCO (R): 17.1%
27	JASEY (D): 32.3%	MCKEON (D): 31.7%	RYAN (R): 19.4%	SYM (R): 16.5%
28	D'ANGELO (R): 29.5%	CAPUTO (D): 29.5%	TUCKER (D): 24%	HEADEN (R): 17.1%
30	KEAN (R): 30.6%	THOMSON (R): 27.8%	FILOSA (D): 22.2%	DOBBINS (D): 19.4%
31	MCKNIGHT (D): 37.5%	SAMPSON (D): 33.8%	JAVIER (R): 17.1%	VILA (R): 11.6%
33	CHAPARRO (D): 35.7%	MUKHERJI (D): 29.7%	CURTIS (R): 21.6%	MARTE (R): 13%
34	TIMBERLAKE (D): 36.7%	GIBLIN (D): 28.8%	CHILDRESS (3rd): 12.9%	DEVITA (R): 10.8%
35	SUMTER (D): 36.1%	WIMBERLY (D): 34.6%	YAMISHA (R): 14.9%	MAJAGAH (R): 14.5%
36	SCHAER (D): 34.4%	CALABRESE (D): 33.2%	VISO (R): 17.3%	AURIEMMA (R): 15.1%
37	HAIDER (D): 60.4%	PARK (D): 24.5%	DURFEE (R): 10.9%	PANNELL (3rd): 2.1%
38	SWAIN (D): 69.3%	TAYLOR (R): 13.6%	MASTROFILIPO (R): 8.8%	TULLY (R): 0%
39	ALMEDA (D): 31.4%	IANNUZZI (D): 30.8%	AUTH (R): 21.6%	DEFUCCIO (R): 16.2%
40	MCNAMARA (D): 28.3%	ALLARD (D): 27.3%	DEPHILLIPS (R): 23.3%	ROONEY (R): 21.1%



■ Democratic
■ Republican
■ Split