

# NJ Mock Election

## 2018 NJ Student Voting Results

Brought to you by:

[NJ Social Studies Supervisors Association](#)

[NJ Center for Civic Education](#)

[Community Foundation of NJ](#)

[NJ Council for Social Studies](#)

[New Jersey Principals and Supervisors Association](#)

Maps provided by: [Mapline](#)

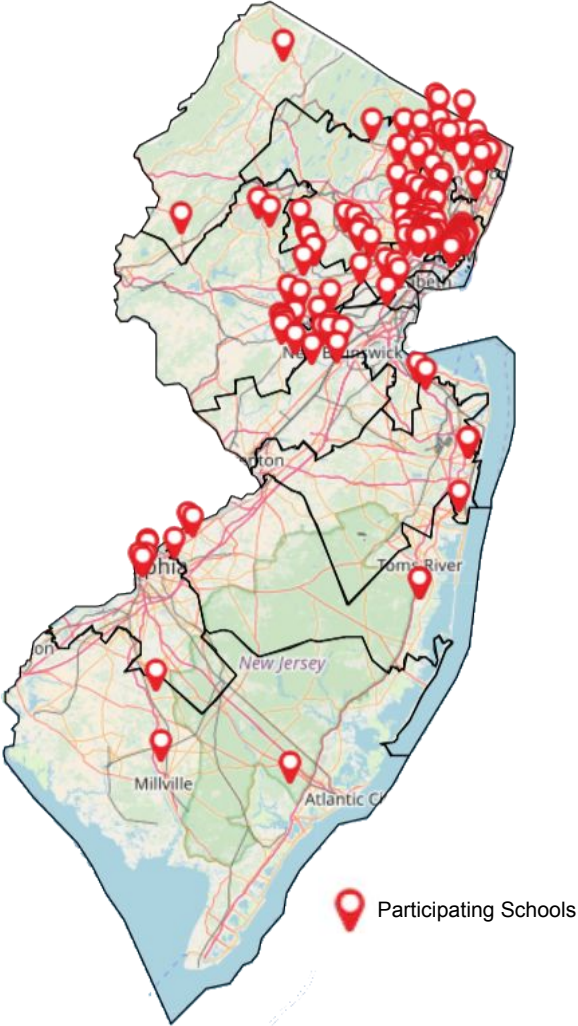
# Method

Students in New Jersey, ranging from grades 4-12 voted primarily via electronic ballots. Students submitted votes for five categories: House of Representatives, Senate, whether they vote by party loyalty or by the issues, should President and Congress Be from Same or different parties, and whether or not the nation would benefit from the rise of a strong third party. Votes were received from students residing in each congressional district. These votes were tallied up to generate the result by Congressional District and by Grade.

Students either submitted their ballots individually online or a representative from each participating school district collected the voting results and submitted them via an online form. In total, all 12 Congressional Districts participated, with a grand total of 24,468 students casting votes. 12,533 students were from grades 4-8, and 11,935 were from grades 9-12. Below is a table with the total students per grade.

In each map, the color of the congressional district represents the candidate or issue stance that received the most votes. On House of Representative and Senate maps, red represents the Republican candidate and blue represents the Democrat candidate. On issue maps, green and red are used.

# School Voting

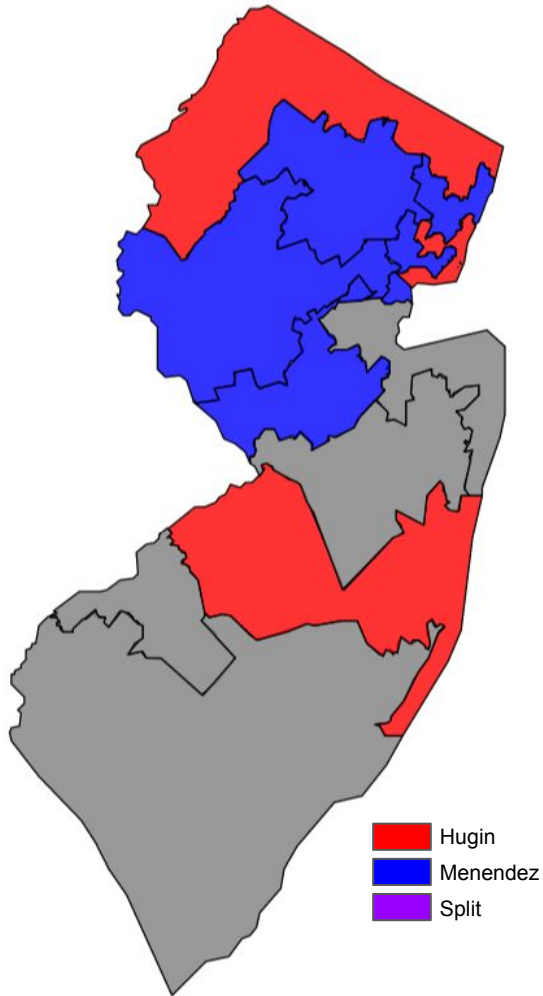


Grade	Votes
4	1,073
5	1,442
6	2,713
7	2,981
8	4,324
9	3,272
10	3,466
11	3,541
12	1,656
<b>Total</b>	<b>24,468</b>

# Table of Contents

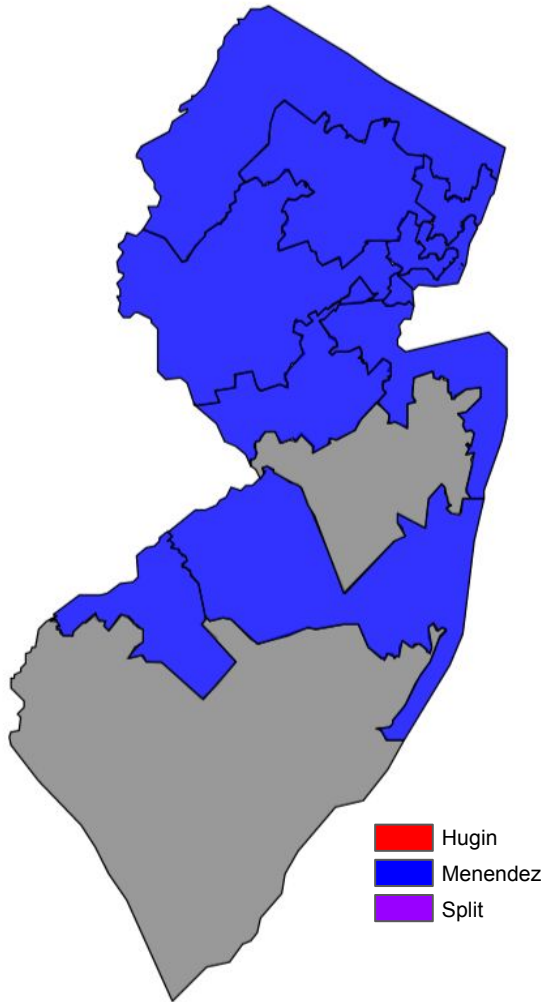
Senate.....	5-16
House of Representatives.....	17-28
Vote by Party Loyalty or Issues?.....	29-40
President and Congress, Same or Different Parties?.....	42-54
Emergence of a Strong Third Party?.....	55-67

# Senate: 4<sup>th</sup> Grade



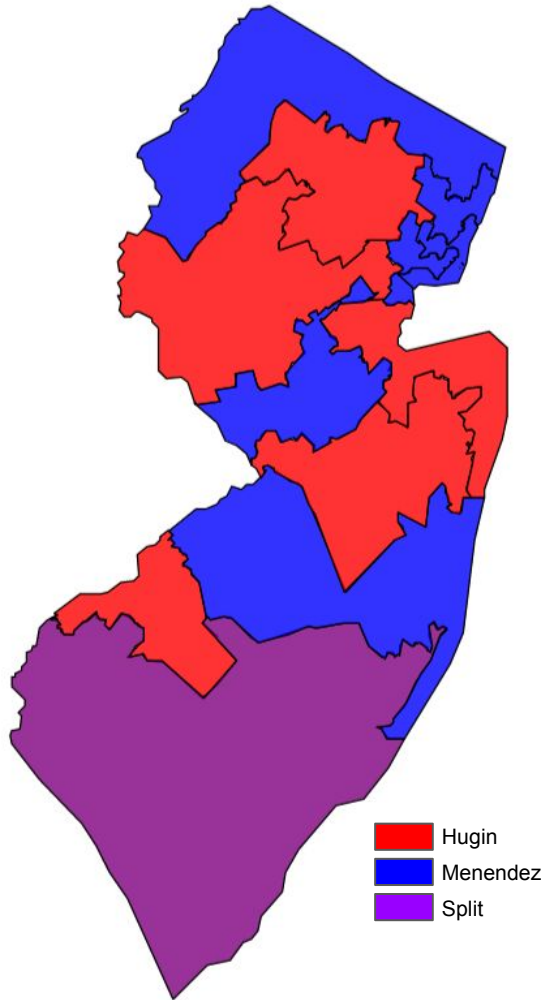
District	Menendez	Hugin
1	0%	0%
2	0%	0%
3	25%	75%
4	0%	0%
5	48%	52%
6	0%	0%
7	59%	41%
8	47%	53%
9	94%	6%
10	80%	20%
11	63%	37%
12	59%	41%

# Senate: 5<sup>th</sup> Grade



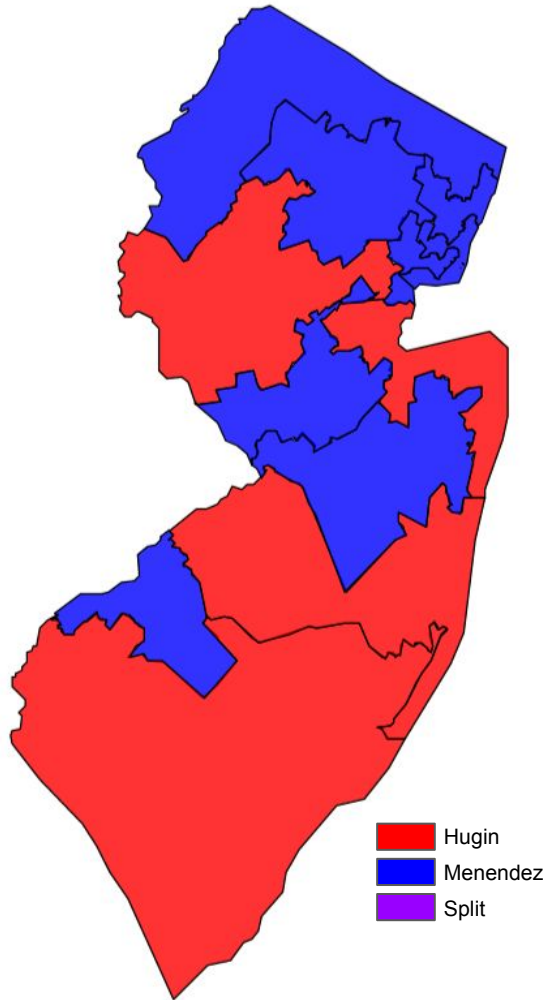
District	Menendez	Hugin
1	100%	0%
2	0%	0%
3	100%	0%
4	0%	0%
5	64%	36%
6	55%	45%
7	54%	46%
8	72%	28%
9	61%	39%
10	70%	30%
11	60%	40%
12	60%	40%

# Senate: 6<sup>th</sup> Grade



District	Menendez	Hugin
1	47%	53%
2	50%	50%
3	53%	47%
4	46%	54%
5	62%	38%
6	0%	100%
7	45%	55%
8	61%	39%
9	53%	47%
10	66%	34%
11	49%	51%
12	67%	33%

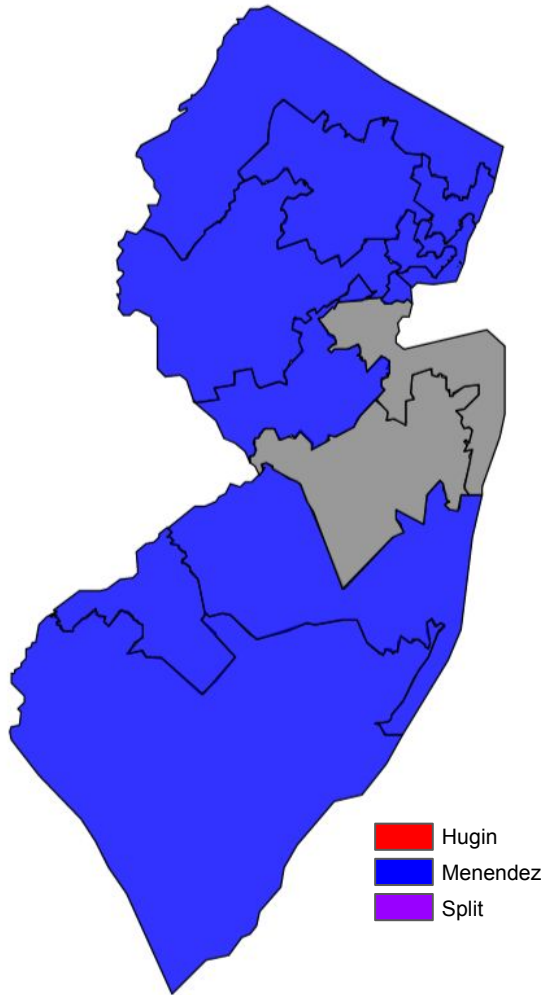
# Senate: 7<sup>th</sup> Grade



District	Menendez	Hugin
1	65%	35%
2	34%	66%
3	49%	51%
4	56%	44%
5	52%	48%
6	0%	100%
7	43%	57%
8	67%	33%
9	68%	32%
10	69%	31%
11	60%	40%
12	81%	19%

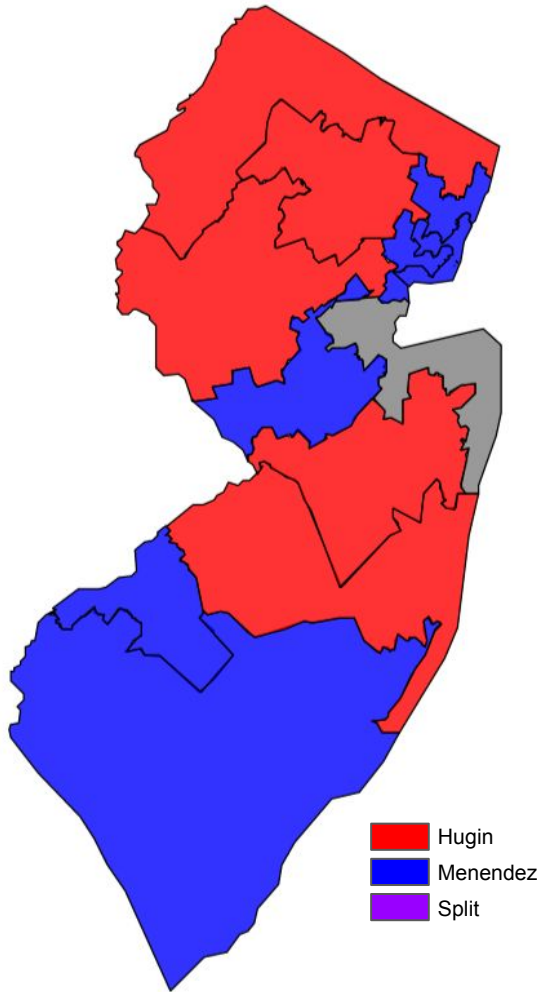


# Senate: 8<sup>th</sup> Grade



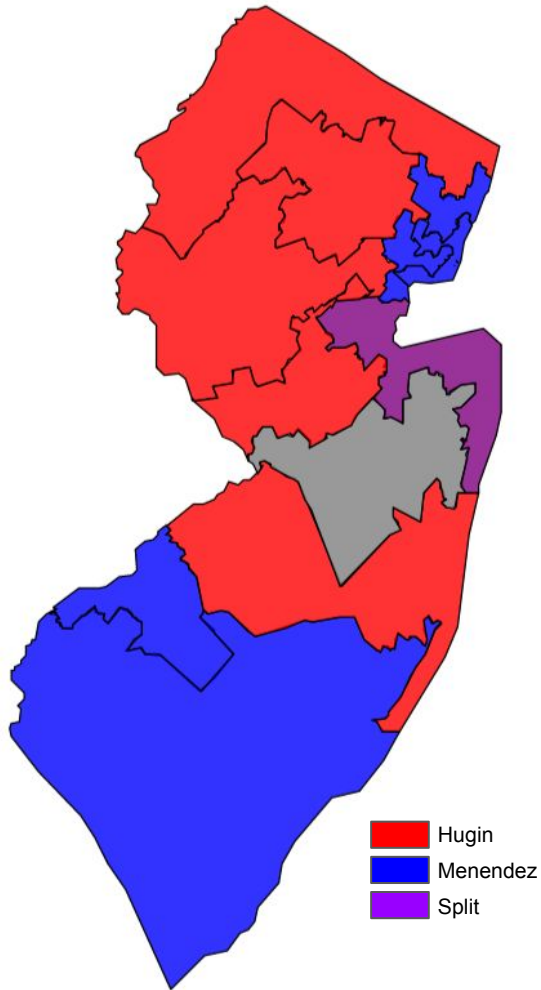
District	Menendez	Hugin
1	74%	26%
2	67%	33%
3	55%	45%
4	0%	0%
5	51%	49%
6	0%	0%
7	56%	44%
8	67%	33%
9	58%	42%
10	68%	32%
11	54%	46%
12	73%	27%

# Senate: 9<sup>th</sup> Grade



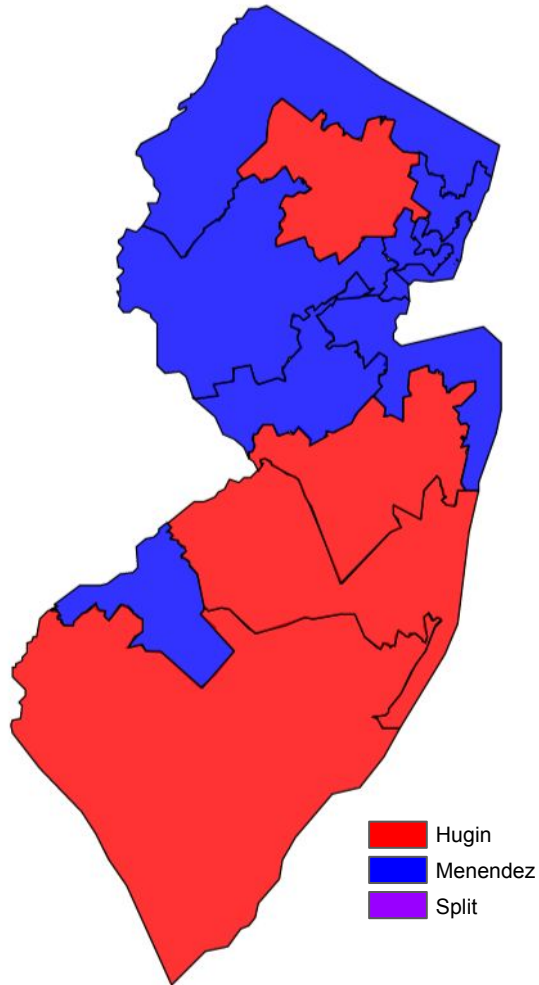
District	Menendez	Hugin
1	60%	40%
2	51%	49%
3	42%	58%
4	0%	100%
5	47%	53%
6	0%	0%
7	46%	54%
8	65%	35%
9	77%	23%
10	67%	33%
11	47%	53%
12	69%	31%

# Senate: 10<sup>th</sup> Grade



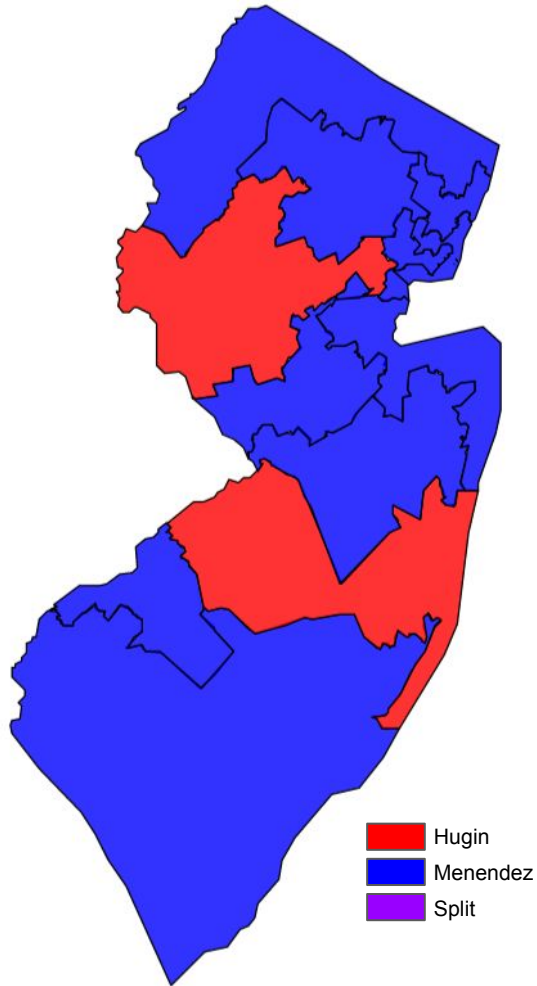
District	Menendez	Hugin
1	75%	25%
2	55%	45%
3	43%	57%
4	0%	0%
5	43%	57%
6	50%	50%
7	49%	51%
8	69%	31%
9	82%	18%
10	74%	26%
11	46%	54%
12	40%	60%

# Senate: 11<sup>th</sup> Grade



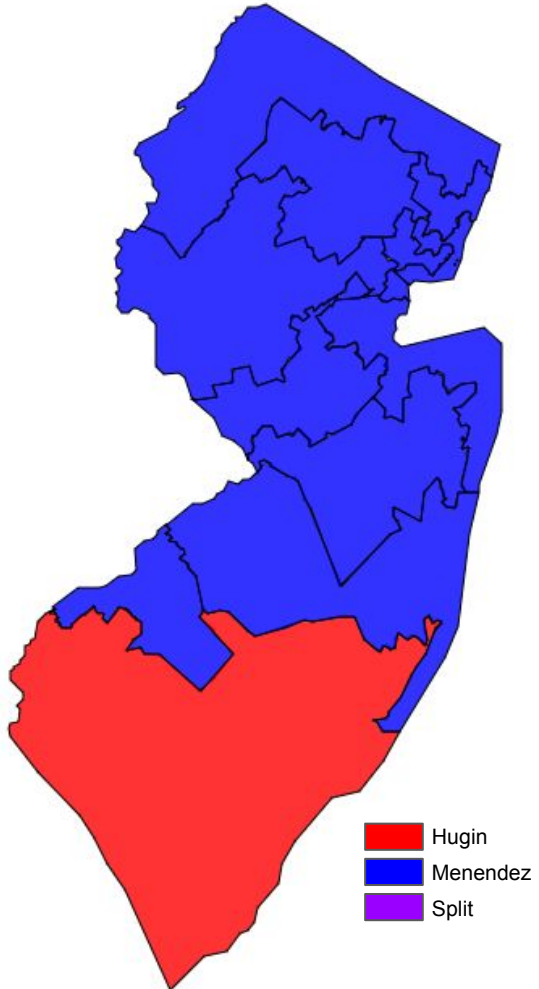
District	Menendez	Hugin
1	90%	10%
2	38%	63%
3	47%	53%
4	36%	64%
5	53%	47%
6	80%	20%
7	51%	49%
8	73%	27%
9	83%	17%
10	79%	21%
11	45%	55%
12	55%	45%

# Senate: 12<sup>th</sup> Grade



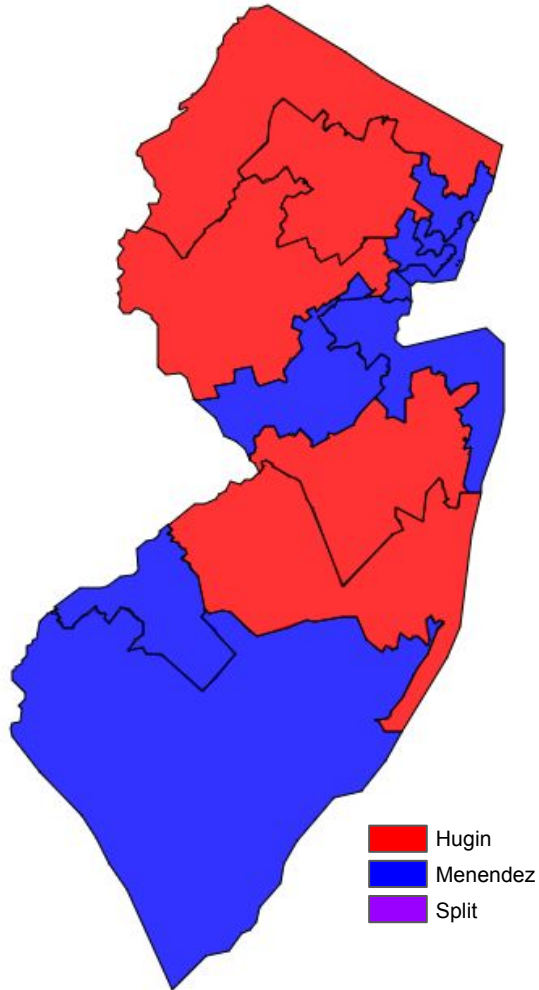
District	Menendez	Hugin
1	72%	28%
2	59%	41%
3	44%	56%
4	80%	20%
5	62%	38%
6	67%	33%
7	48%	52%
8	82%	18%
9	55%	45%
10	76%	24%
11	52%	48%
12	68%	32%

# Senate: 4-8<sup>th</sup> Grades



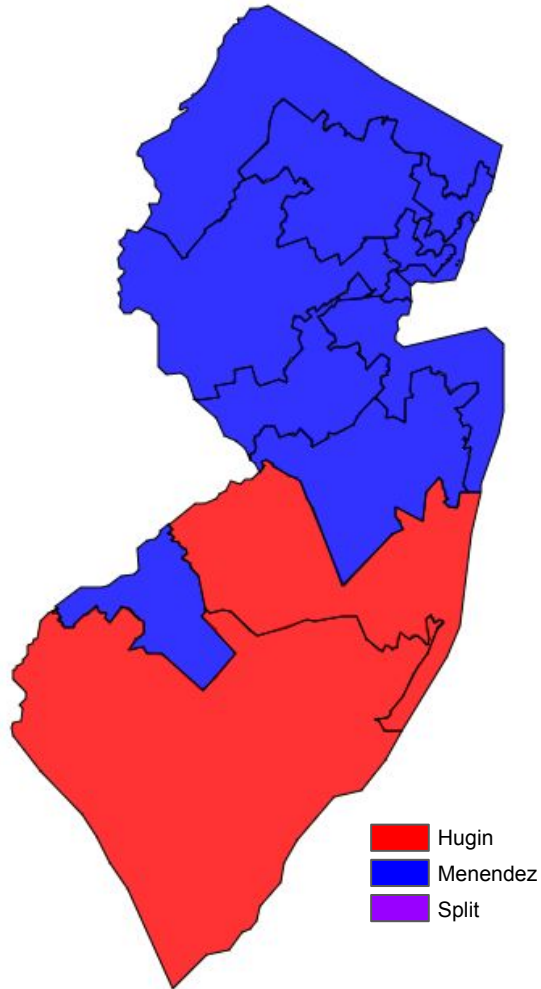
District	Menendez	Hugin
1	60%	40%
2	35%	65%
3	52%	48%
4	51%	49%
5	55%	45%
6	53%	47%
7	52%	48%
8	65%	35%
9	61%	39%
10	69%	31%
11	57%	43%
12	70%	30%

# Senate: 9-12<sup>th</sup> Grades



District	Menendez	Hugin
1	75%	25%
2	52%	48%
3	44%	56%
4	45%	55%
5	49%	51%
6	69%	31%
7	49%	51%
8	70%	30%
9	79%	21%
10	74%	26%
11	47%	53%
12	64%	36%

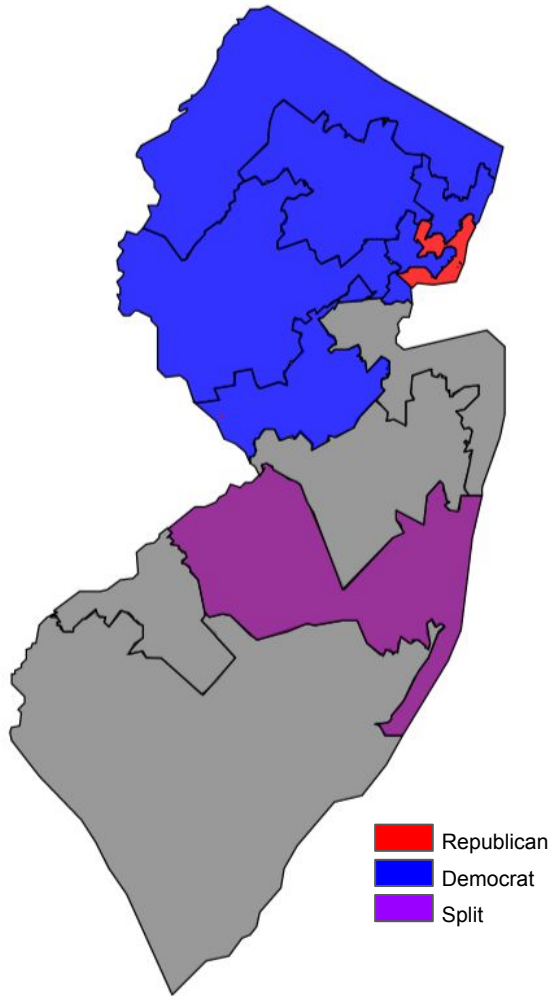
# Senate: All Grades



District	Menendez	Hugin
1	69%	31%
2	49%	51%
3	48%	52%
4	51%	49%
5	53%	47%
6	56%	44%
7	51%	49%
8	67%	33%
9	69%	31%
10	71%	29%
11	52%	48%
12	68%	32%

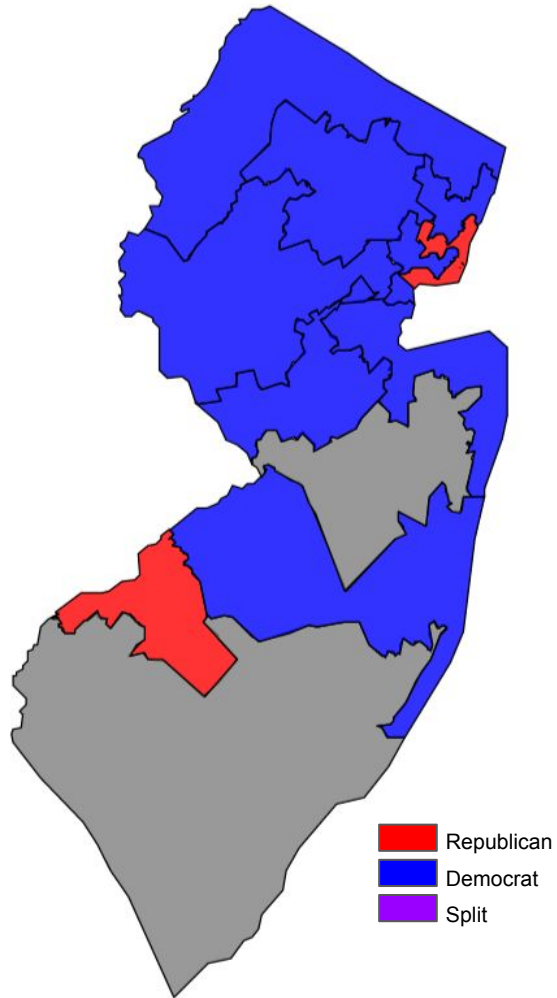


# Representative: 4<sup>th</sup> Grade



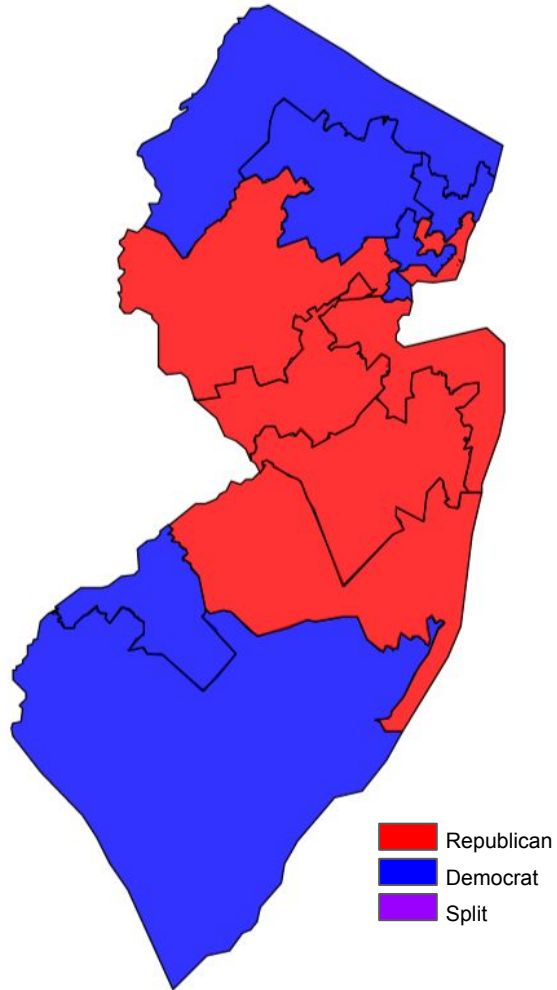
District	Democrat	Republican
1	0%	0%
2	0%	0%
3	50%	50%
4	0%	0%
5	57%	43%
6	0%	0%
7	54%	46%
8	39%	61%
9	71%	29%
10	63%	37%
11	72%	28%
12	56%	44%

# Representative: 5<sup>th</sup> Grade



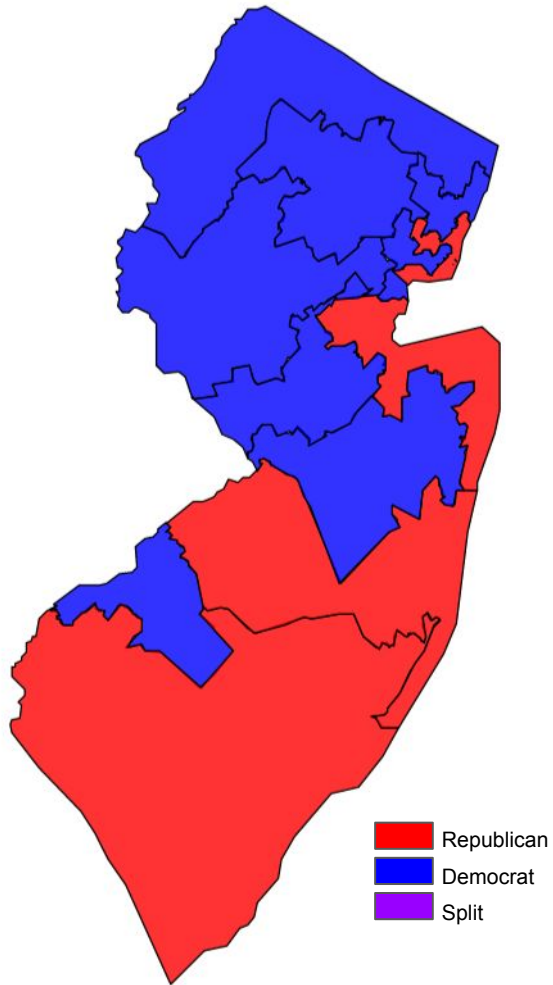
District	Democrat	Republican
1	0%	100%
2	0%	0%
3	100%	0%
4	0%	0%
5	61%	39%
6	68%	32%
7	51%	49%
8	39%	61%
9	57%	43%
10	59%	41%
11	75%	25%
12	67%	33%

# Representative: 6<sup>th</sup> Grade



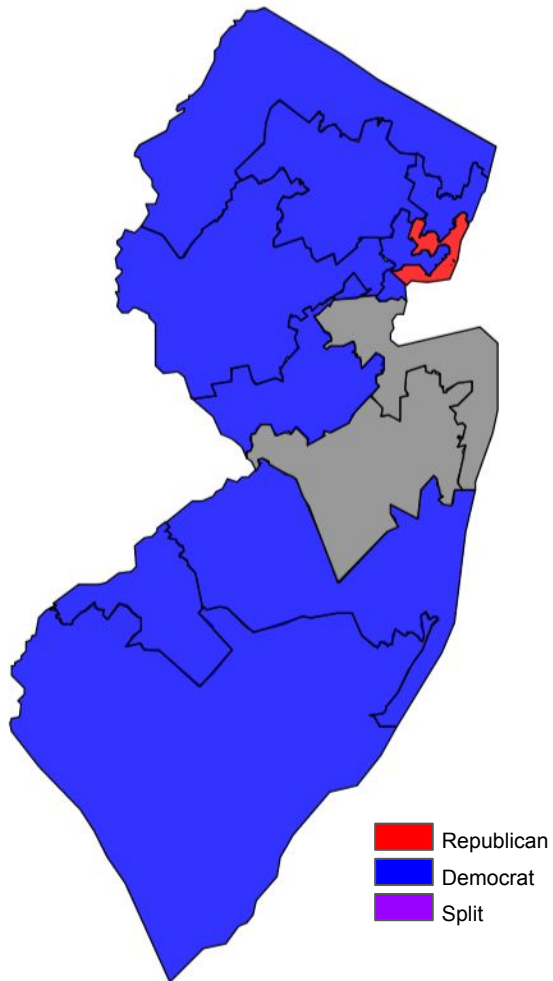
District	Democrat	Republican
1	58%	42%
2	100%	0%
3	42%	58%
4	40%	60%
5	68%	32%
6	0%	100%
7	46%	54%
8	43%	57%
9	69%	31%
10	62%	38%
11	62%	38%
12	33%	67%

# Representative: 7<sup>th</sup> Grade



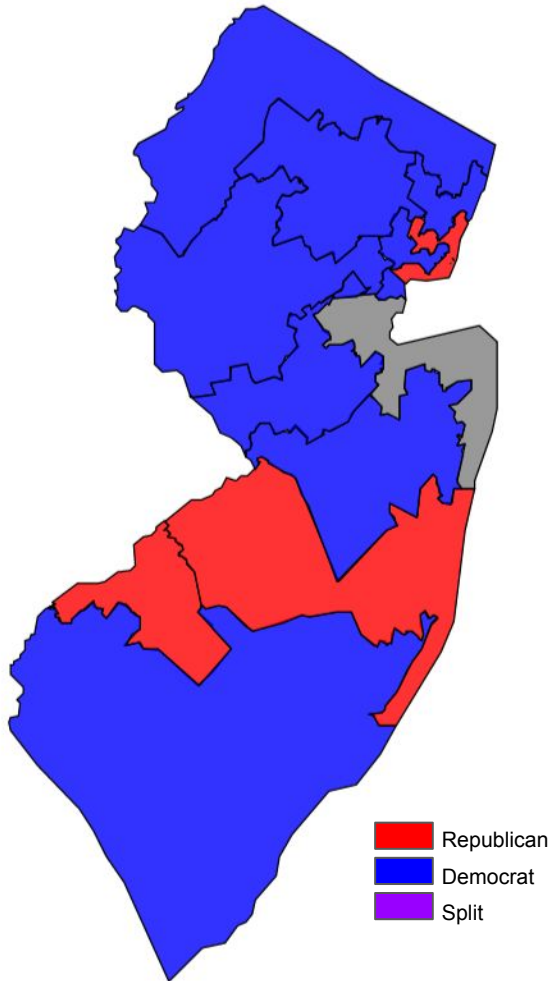
District	Democrat	Republican
1	57%	43%
2	46%	54%
3	45%	55%
4	64%	36%
5	71%	29%
6	0%	100%
7	54%	46%
8	36%	64%
9	66%	34%
10	69%	31%
11	66%	34%
12	78%	22%

# Representative: 8<sup>th</sup> Grade



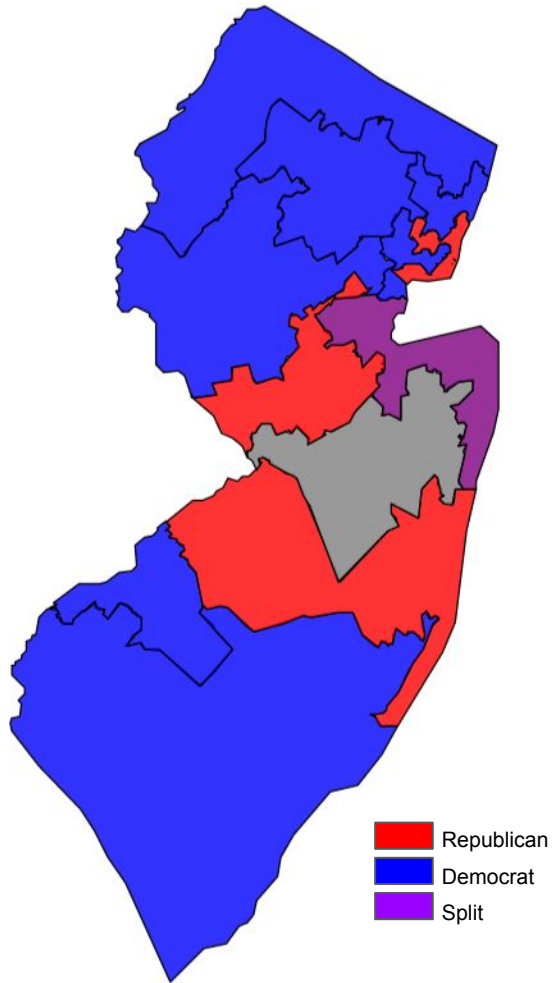
District	Democrat	Republican
1	74%	26%
2	100%	0%
3	51%	49%
4	0%	0%
5	67%	33%
6	0%	0%
7	61%	39%
8	40%	60%
9	64%	36%
10	72%	28%
11	66%	34%
12	75%	25%

# Representative: 9<sup>th</sup> Grade



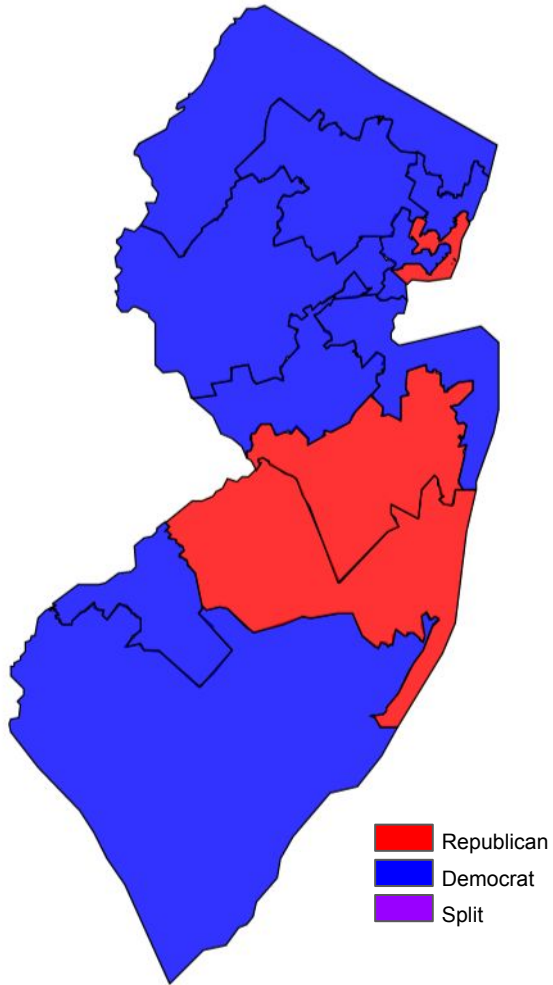
District	Democrat	Republican
1	20%	80%
2	85%	15%
3	44%	56%
4	100%	0%
5	60%	40%
6	0%	0%
7	56%	44%
8	37%	63%
9	69%	31%
10	70%	30%
11	55%	45%
12	65%	35%

# Representative: 10<sup>th</sup> Grade



District	Democrat	Republican
1	75%	25%
2	66%	34%
3	35%	65%
4	0%	0%
5	57%	43%
6	50%	50%
7	52%	48%
8	45%	55%
9	66%	34%
10	74%	26%
11	59%	41%
12	40%	60%

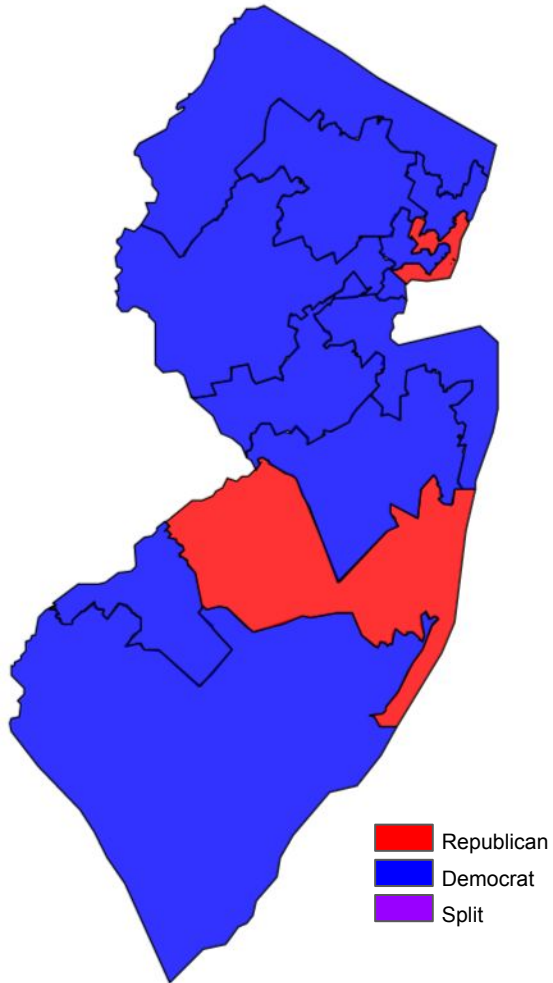
# Representative: 11<sup>th</sup> Grade



District	Democrat	Republican
1	80%	20%
2	79%	21%
3	44%	56%
4	36%	64%
5	55%	45%
6	80%	20%
7	56%	44%
8	45%	55%
9	83%	17%
10	78%	22%
11	57%	43%
12	58%	42%

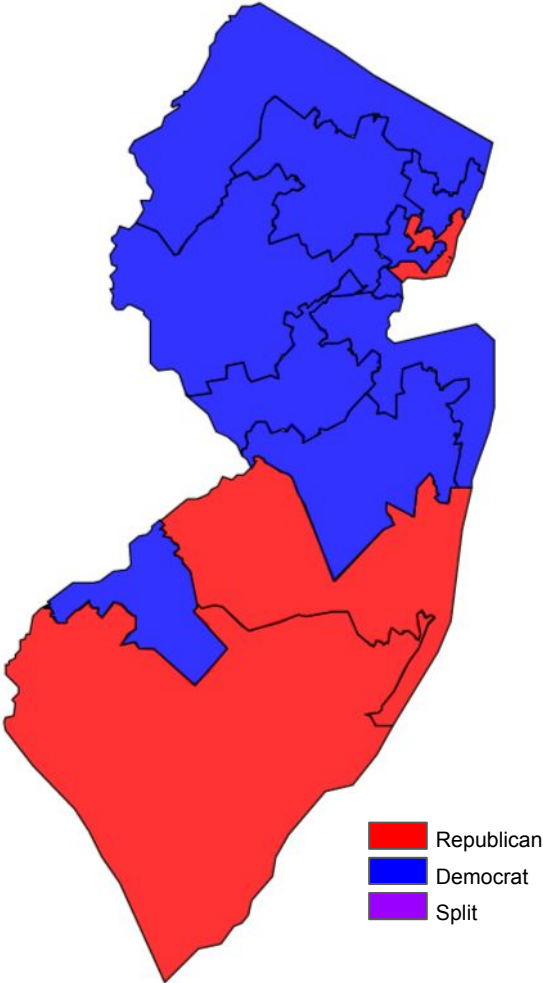


# Representative: 12<sup>th</sup> Grade



District	Democrat	Republican
1	73%	27%
2	78%	22%
3	38%	62%
4	100%	0%
5	70%	30%
6	67%	33%
7	60%	40%
8	45%	55%
9	64%	36%
10	73%	27%
11	64%	36%
12	76%	24%

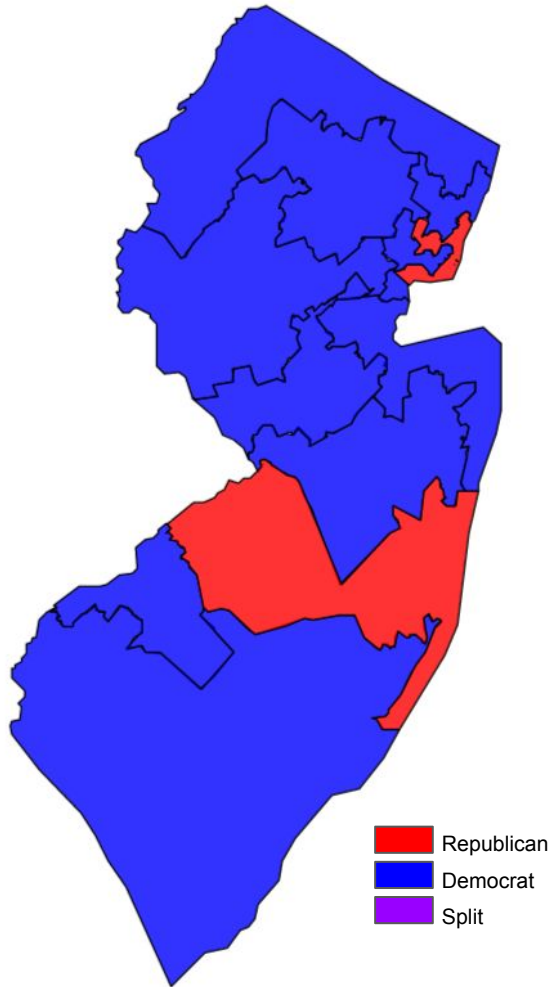
# Representative: 4-8<sup>th</sup> Grade



■ Republican  
■ Democrat  
■ Split

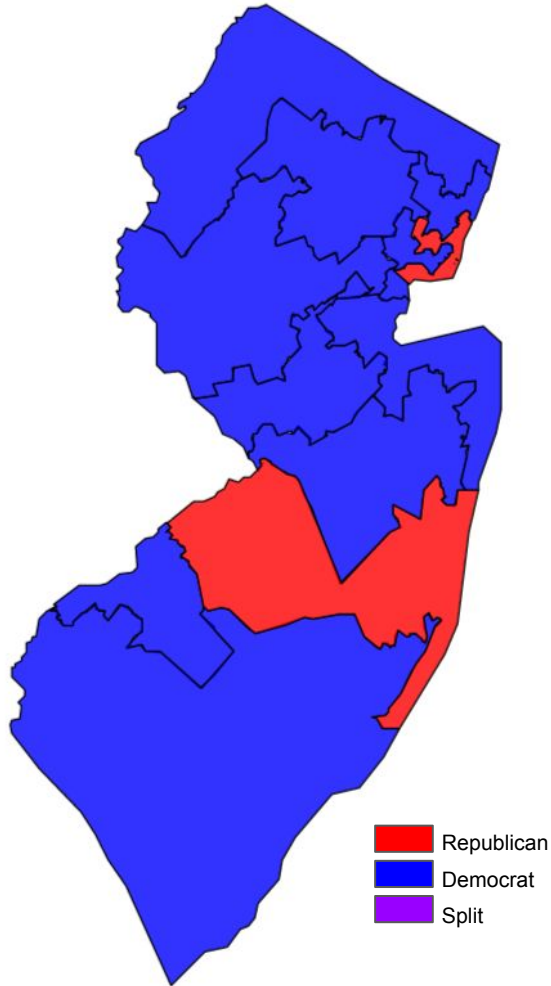
District	Democrat	Republican
1	61%	39%
2	49%	51%
3	47%	53%
4	51%	49%
5	68%	32%
6	65%	35%
7	53%	47%
8	40%	60%
9	64%	36%
10	68%	32%
11	68%	32%
12	70%	30%

# Representative: 9-12<sup>th</sup> Grade



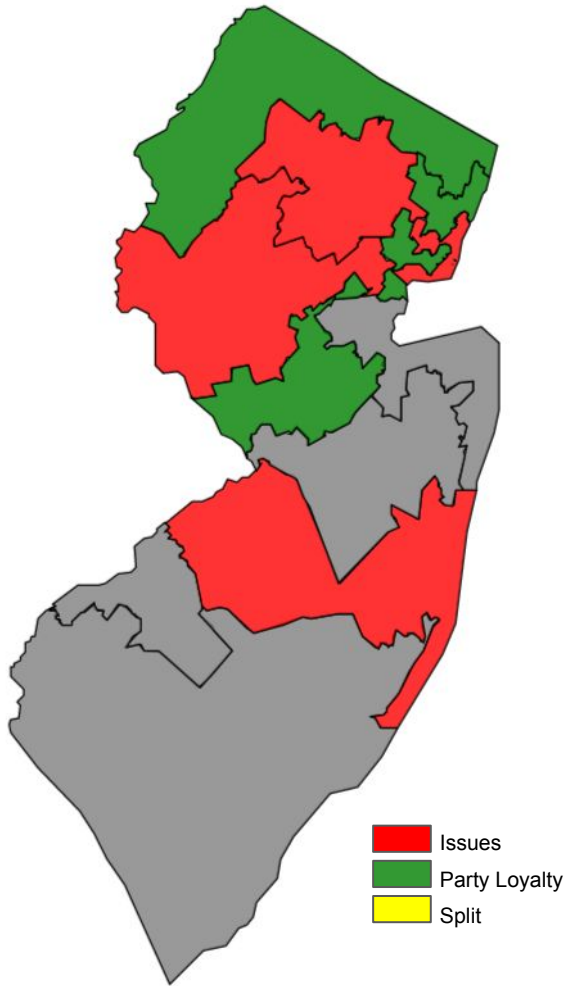
District	Democrat	Republican
1	73%	27%
2	72%	28%
3	41%	59%
4	55%	45%
5	58%	42%
6	69%	31%
7	55%	45%
8	43%	57%
9	73%	27%
10	74%	26%
11	58%	42%
12	64%	36%

# Representative: All Grades



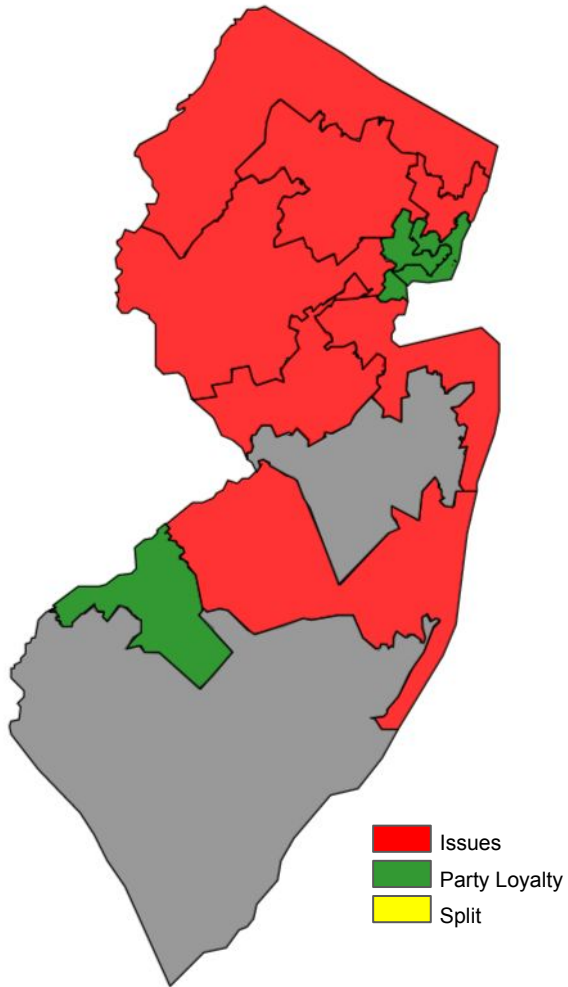
District	Democrat	Republican
1	68%	32%
2	68%	32%
3	44%	56%
4	52%	48%
5	64%	36%
6	66%	34%
7	54%	46%
8	41%	59%
9	68%	32%
10	71%	29%
11	63%	37%
12	68%	32%

# Vote by Party Loyalty or Issues? 4<sup>th</sup> Grade



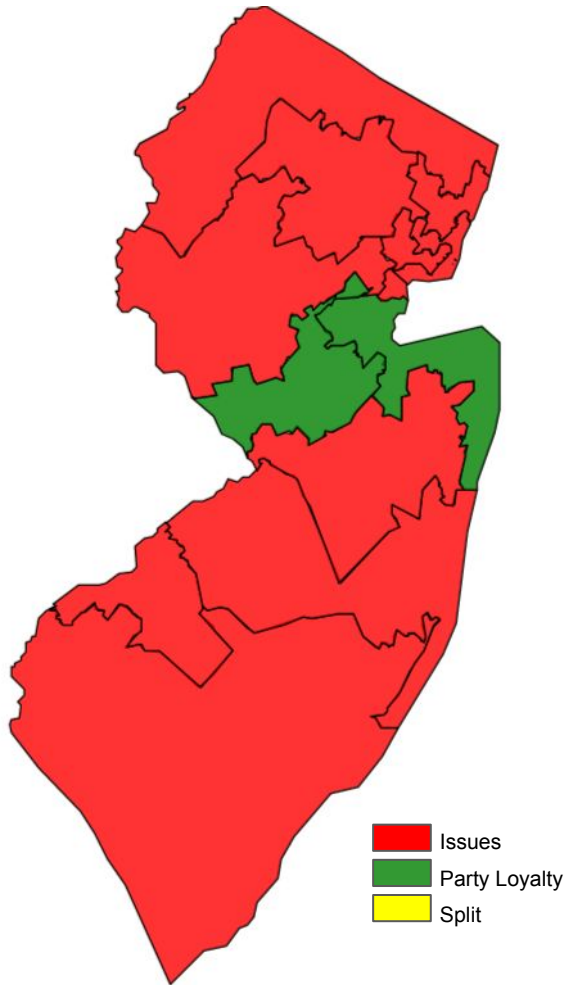
District	Party Loyalty	Issues
1	0%	0%
2	0%	0%
3	25%	75%
4	0%	0%
5	61%	39%
6	0%	0%
7	45%	55%
8	31%	69%
9	76%	24%
10	53%	48%
11	35%	65%
12	59%	41%

# Vote by Party Loyalty or Issues? 5<sup>th</sup> Grade



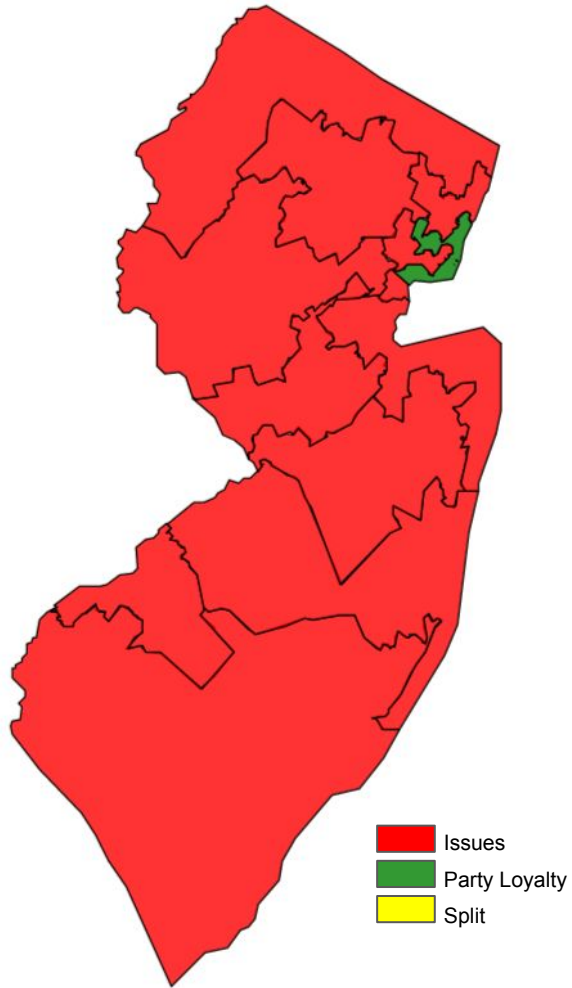
District	Party Loyalty	Issues
1	100%	0%
2	0%	0%
3	0%	100%
4	0%	0%
5	39%	61%
6	32%	68%
7	39%	61%
8	61%	39%
9	43%	58%
10	52%	48%
11	23%	77%
12	41%	59%

# Vote by Party Loyalty or Issues? 6<sup>th</sup> Grade



District	Party Loyalty	Issues
1	44%	56%
2	0%	100%
3	35%	65%
4	27%	73%
5	27%	73%
6	100%	0%
7	32%	68%
8	37%	63%
9	33%	67%
10	42%	58%
11	32%	68%
12	100%	0%

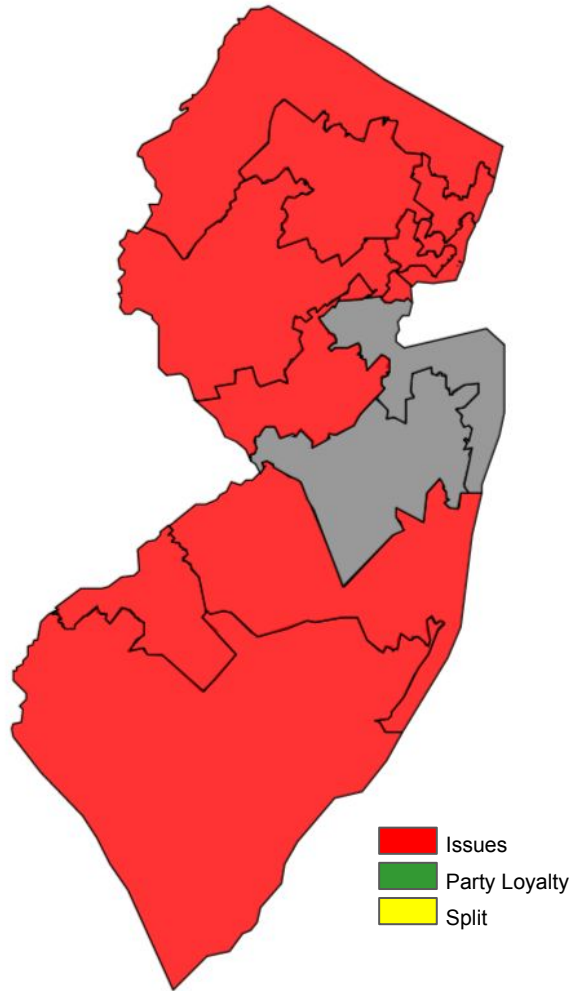
# Vote by Party Loyalty or Issues? 7<sup>th</sup> Grade



District	Party Loyalty	Issues
1	39%	61%
2	25%	75%
3	27%	73%
4	16%	84%
5	21%	79%
6	0%	100%
7	30%	70%
8	51%	49%
9	23%	77%
10	35%	65%
11	23%	77%
12	15%	85%

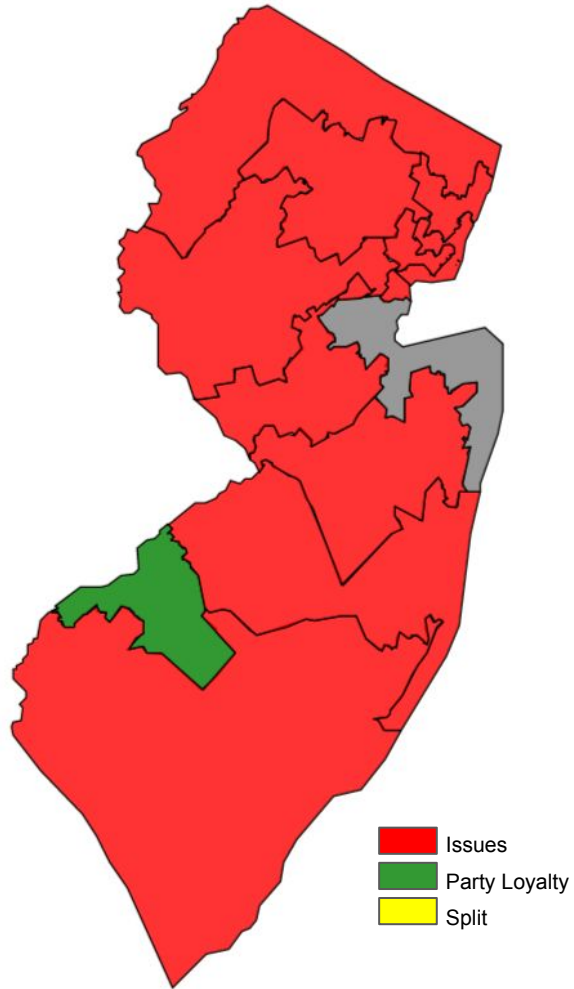


# Vote by Party Loyalty or Issues? 8<sup>th</sup> Grade



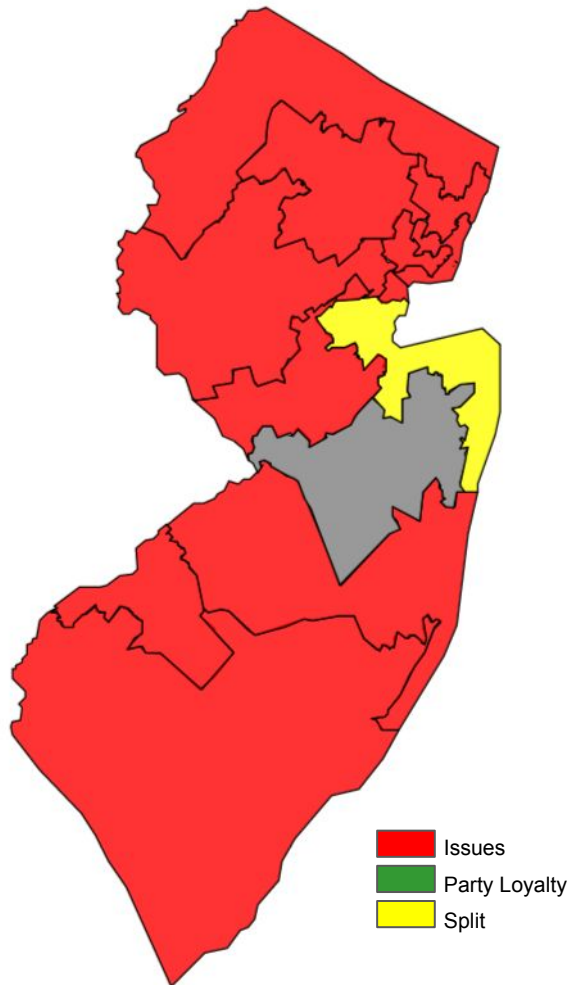
District	Party Loyalty	Issues
1	22%	78%
2	0%	100%
3	26%	74%
4	0%	0%
5	22%	78%
6	0%	0%
7	21%	79%
8	38%	62%
9	25%	75%
10	40%	60%
11	21%	79%
12	26%	74%

# Vote by Party Loyalty or Issues? 9<sup>th</sup> Grade



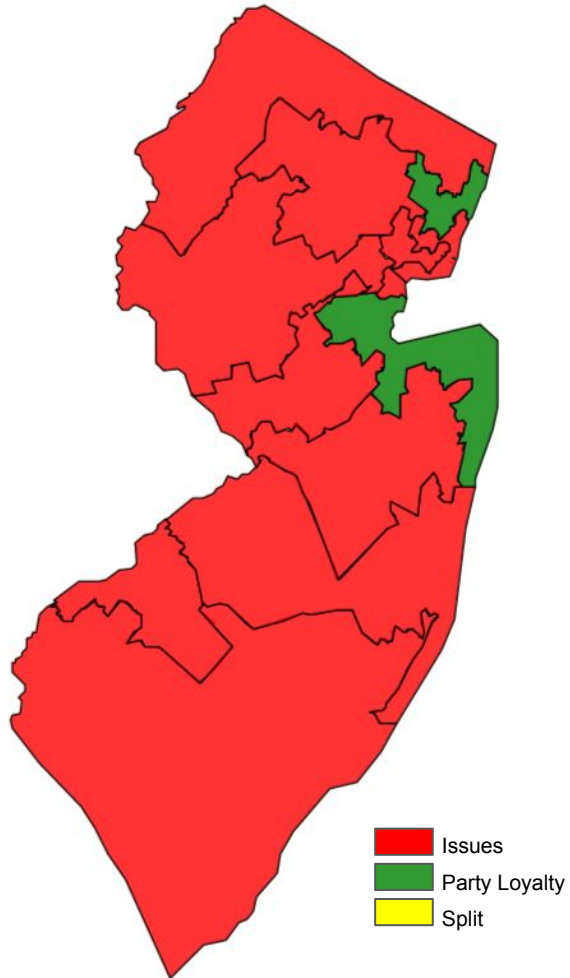
District	Party Loyalty	Issues
1	100%	0%
2	10%	90%
3	21%	79%
4	0%	100%
5	30%	70%
6	0%	0%
7	27%	73%
8	31%	69%
9	39%	61%
10	34%	66%
11	24%	76%
12	36%	64%

# Vote by Party Loyalty or Issues? 10<sup>th</sup> Grade



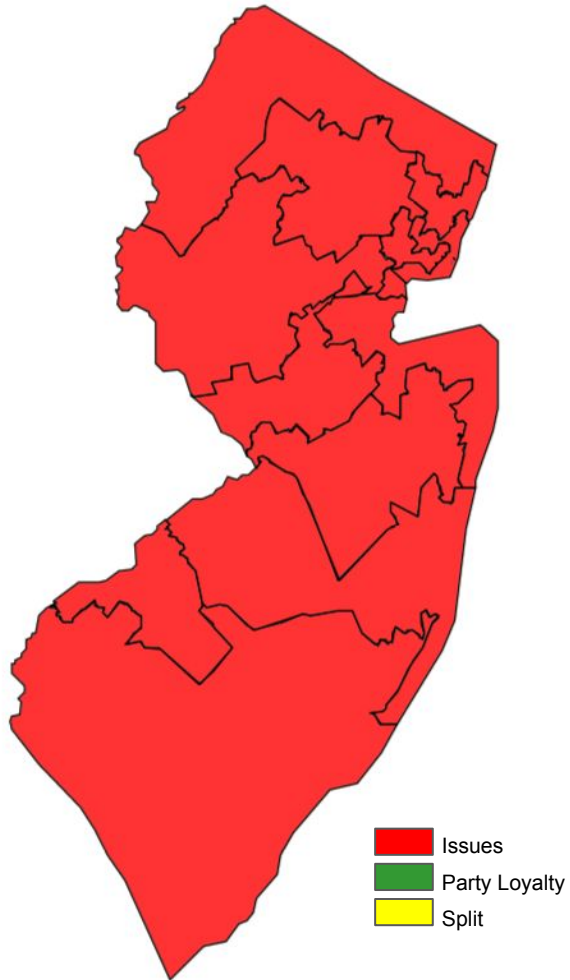
District	Party Loyalty	Issues
1	31%	69%
2	21%	79%
3	20%	80%
4	0%	0%
5	26%	74%
6	50%	50%
7	25%	75%
8	36%	64%
9	36%	64%
10	36%	64%
11	24%	76%
12	27%	73%

# Vote by Party Loyalty or Issues? 11<sup>th</sup> Grade



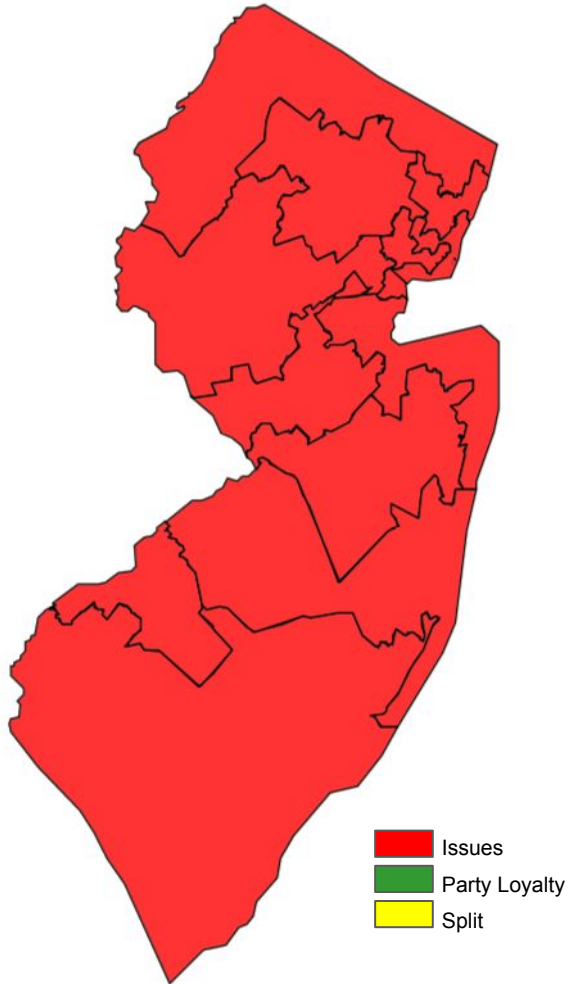
District	Party Loyalty	Issues
1	45%	55%
2	19%	81%
3	15%	85%
4	29%	71%
5	32%	68%
6	60%	40%
7	22%	78%
8	29%	71%
9	59%	41%
10	30%	70%
11	22%	78%
12	33%	67%

# Vote by Party Loyalty or Issues? 12<sup>th</sup> Grade



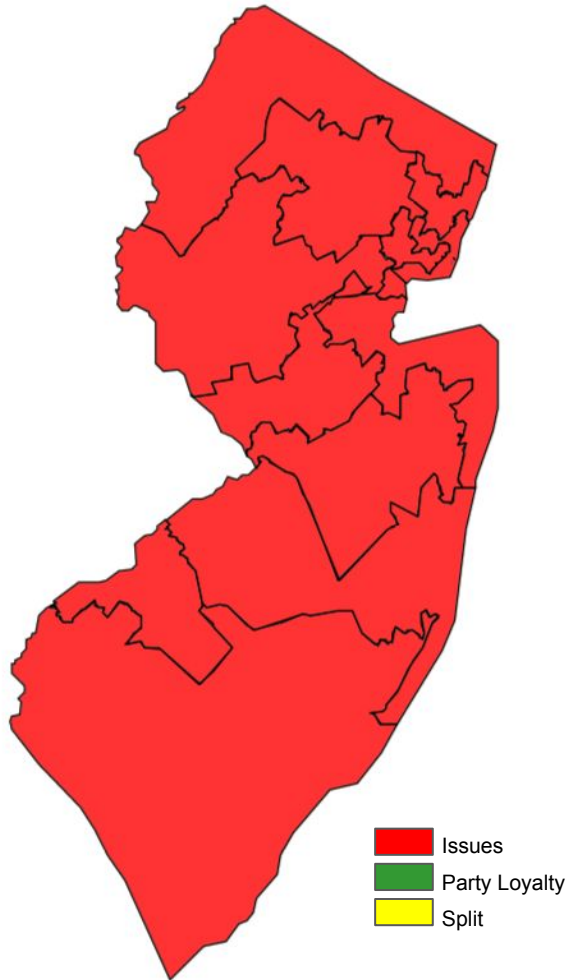
District	Party Loyalty	Issues
1	37%	63%
2	22%	78%
3	21%	79%
4	0%	100%
5	23%	77%
6	33%	67%
7	22%	78%
8	30%	70%
9	36%	64%
10	27%	73%
11	23%	77%
12	26%	74%

# Vote by Party Loyalty or Issues? 4-8<sup>th</sup> Grade



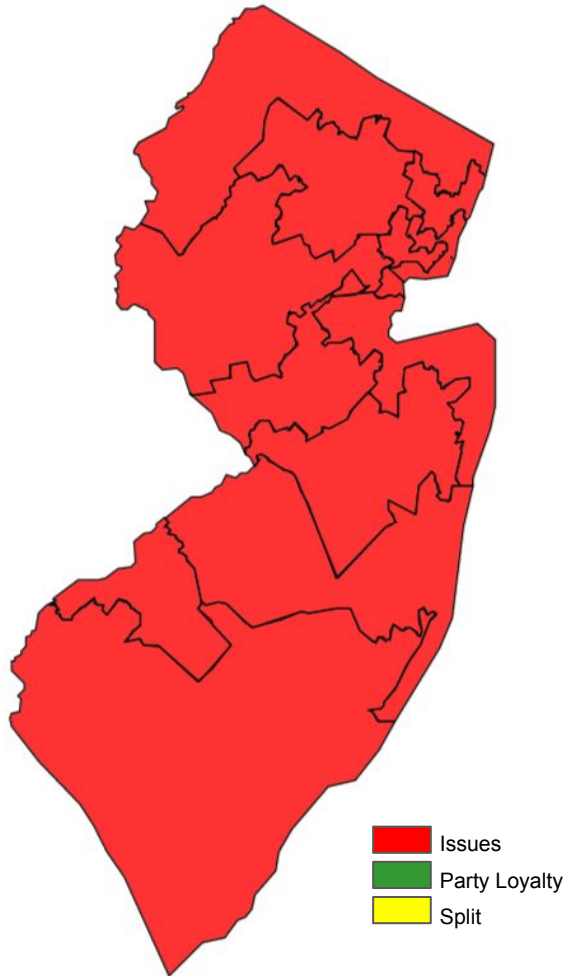
District	Party Loyalty	Issues
1	37%	63%
2	24%	76%
3	28%	72%
4	22%	78%
5	25%	75%
6	33%	67%
7	33%	67%
8	41%	59%
9	32%	68%
10	41%	59%
11	26%	74%
12	33%	67%

# Vote by Party Loyalty or Issues? 9-12<sup>th</sup> Grade



District	Party Loyalty	Issues
1	39%	61%
2	19%	81%
3	19%	81%
4	20%	80%
5	29%	71%
6	46%	54%
7	24%	76%
8	32%	68%
9	45%	55%
10	33%	67%
11	23%	77%
12	33%	67%

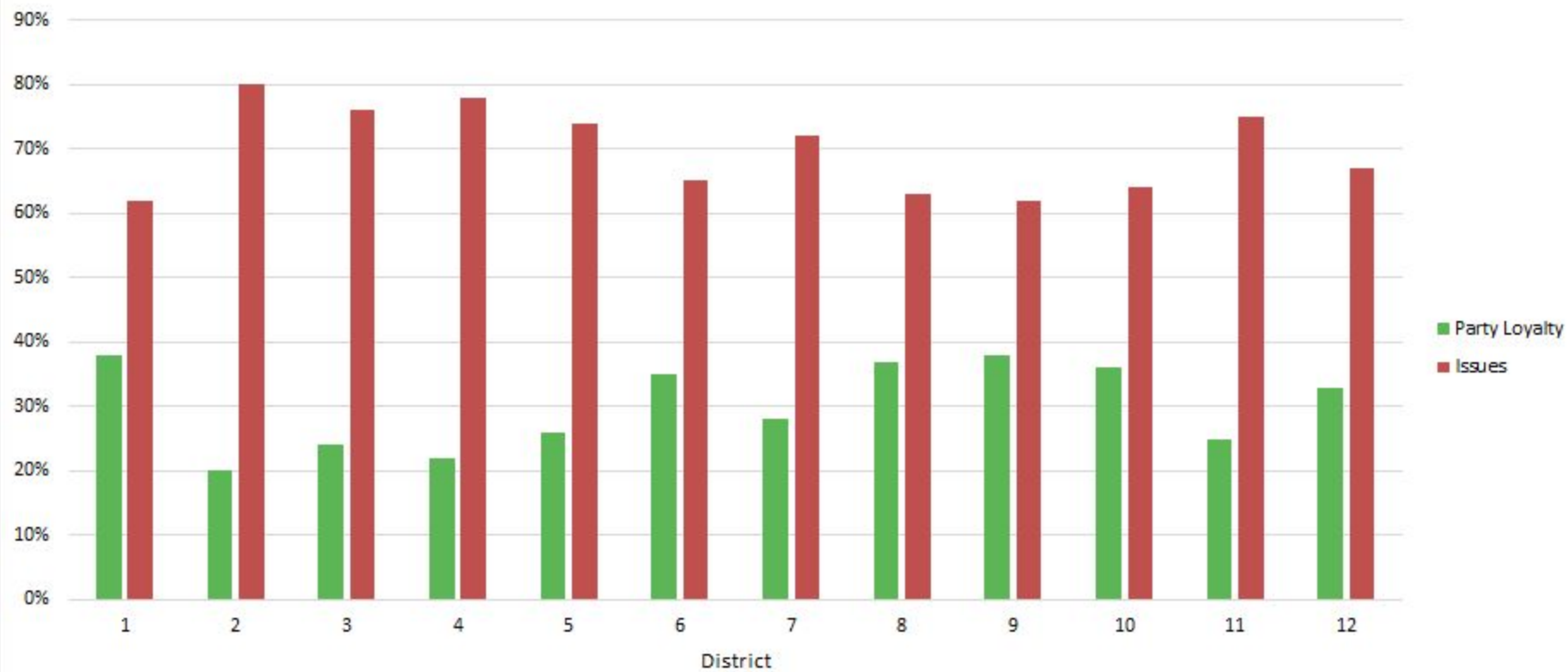
# Vote by Party Loyalty or Issues? All Grades



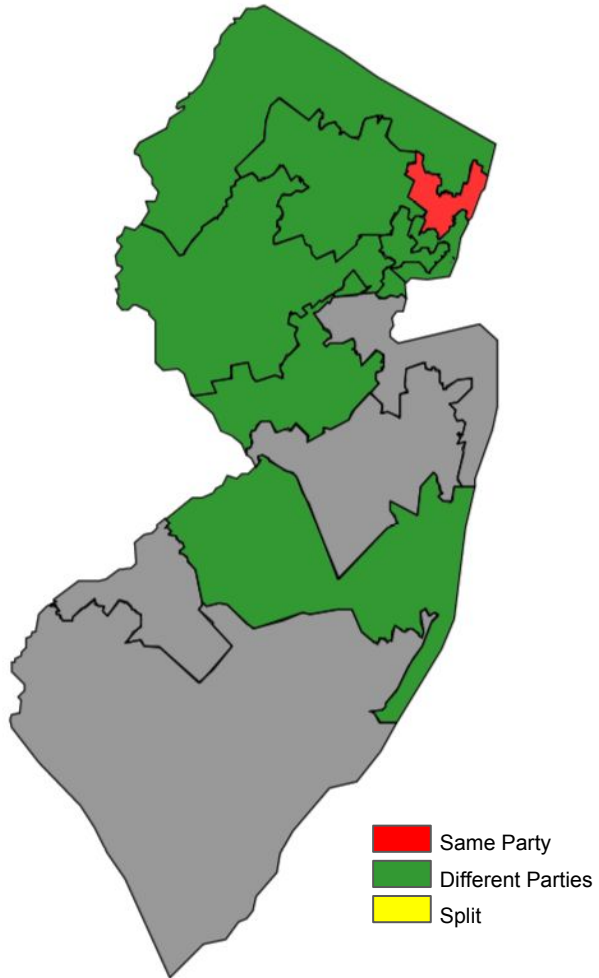
District	Party Loyalty	Issues
1	38%	62%
2	20%	80%
3	24%	76%
4	22%	78%
5	26%	74%
6	35%	65%
7	28%	72%
8	37%	63%
9	38%	62%
10	36%	64%
11	25%	75%
12	33%	67%



### Vote by Party Loyalty or Issues?

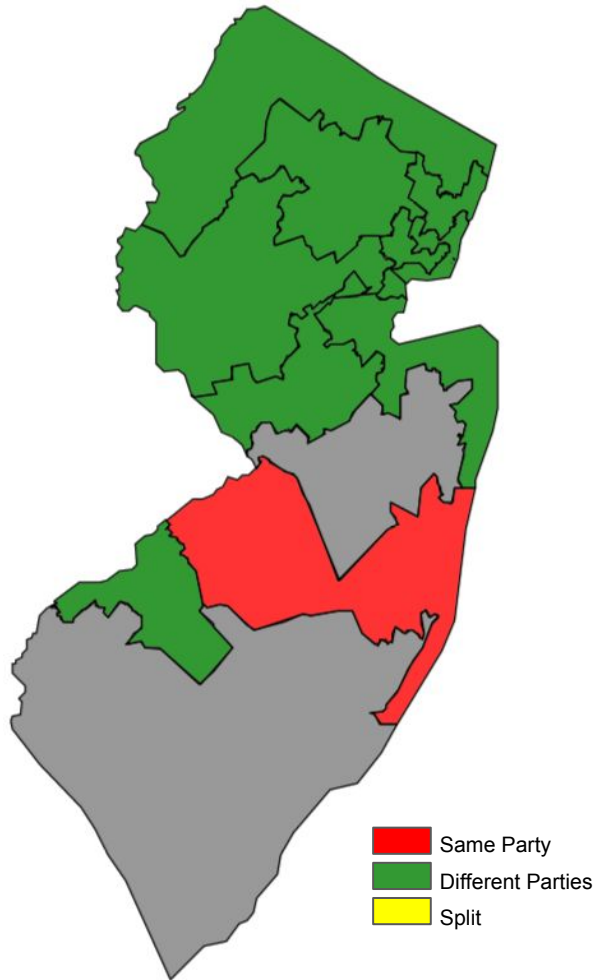


# Should President and Congress be Same or Different Parties? 4<sup>th</sup> Grade



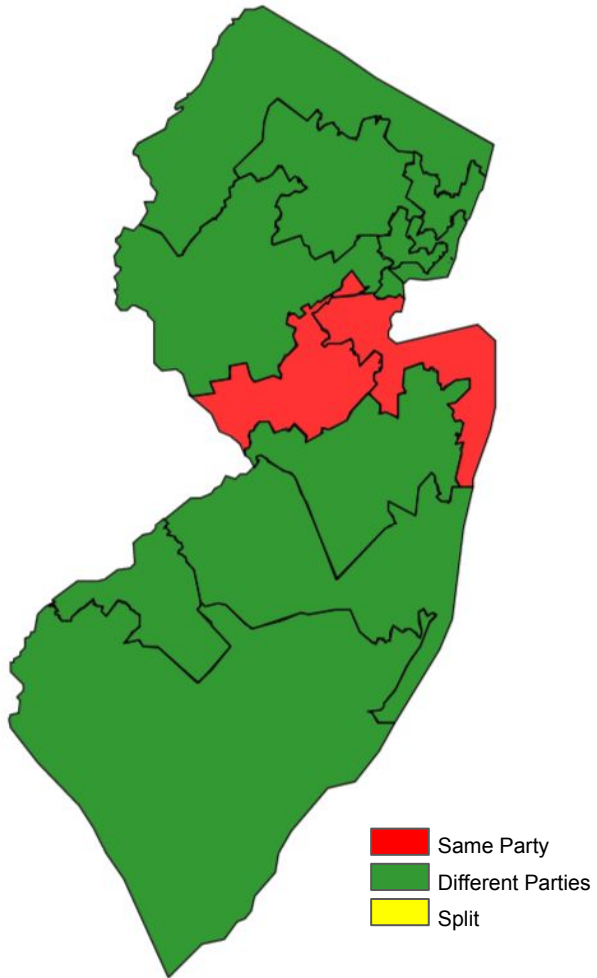
District	Different Parties	Same Party
1	0%	0%
2	0%	0%
3	75%	25%
4	0%	0%
5	55%	45%
6	0%	0%
7	61%	39%
8	63%	37%
9	41%	59%
10	64%	36%
11	68%	32%
12	62%	38%

# Should President and Congress be Same or Different Parties? 5<sup>th</sup> Grade



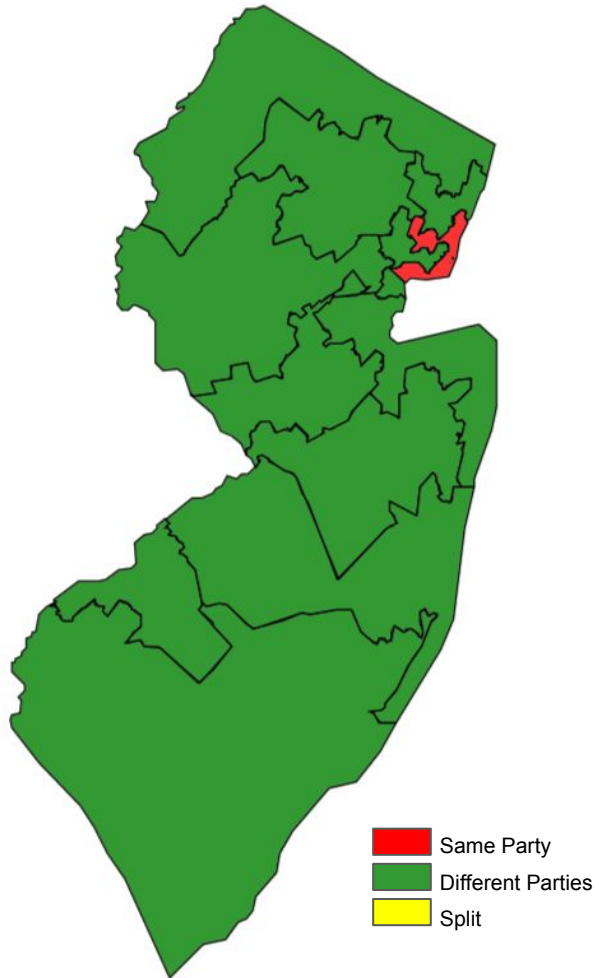
District	Different Parties	Same Party
1	100%	0%
2	0%	0%
3	0%	100%
4	0%	0%
5	58%	42%
6	51%	49%
7	61%	39%
8	75%	25%
9	68%	33%
10	51%	49%
11	70%	30%
12	65%	35%

# Should President and Congress be Same or Different Parties? 6<sup>th</sup> Grade



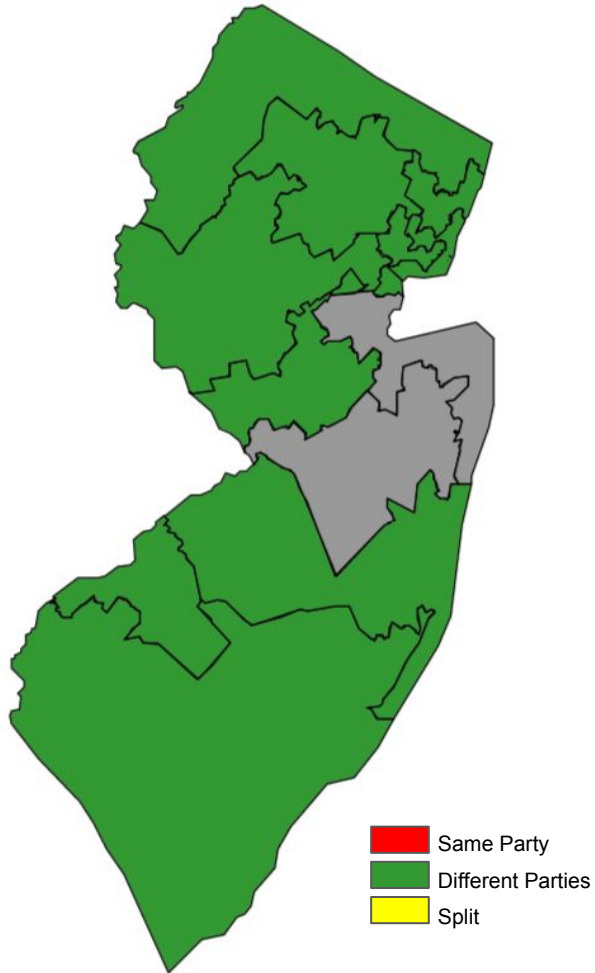
District	Different Parties	Same Party
1	69%	31%
2	100%	0%
3	51%	49%
4	62%	38%
5	66%	34%
6	0%	100%
7	67%	33%
8	57%	43%
9	60%	40%
10	61%	39%
11	60%	40%
12	33%	67%

# Should President and Congress be Same or Different Parties? 7<sup>th</sup> Grade



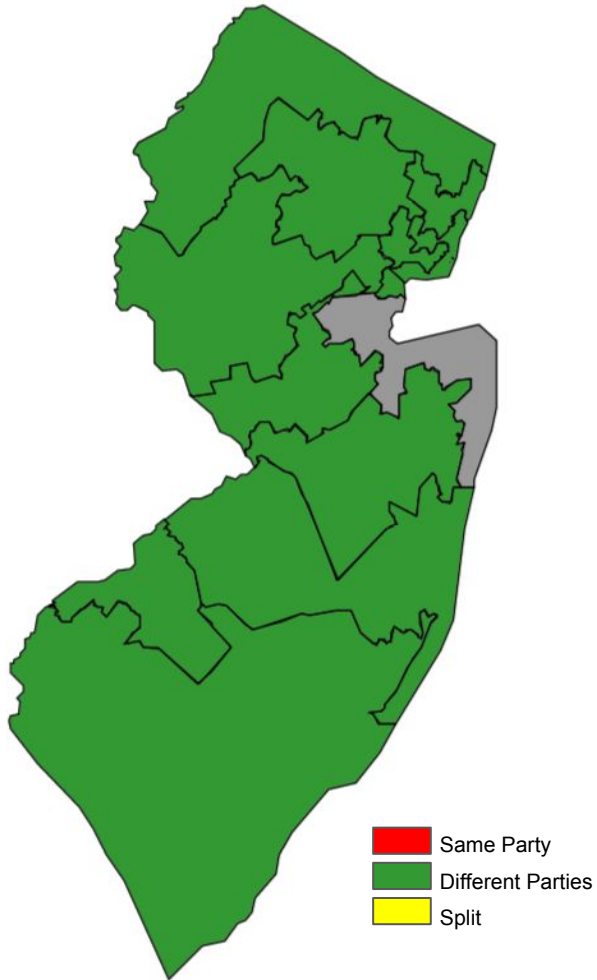
District	Different Parties	Same Party
1	61%	39%
2	55%	45%
3	57%	43%
4	67%	33%
5	64%	36%
6	100%	0%
7	65%	35%
8	48%	52%
9	57%	43%
10	55%	45%
11	61%	39%
12	67%	33%

# Should President and Congress be Same or Different Parties? 8<sup>th</sup> Grade



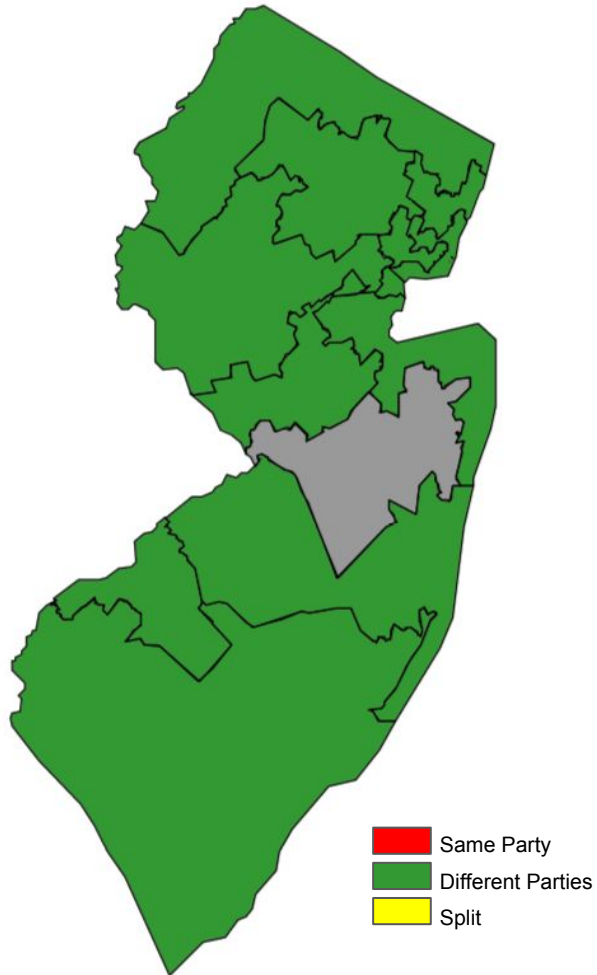
District	Different Parties	Same Party
1	65%	35%
2	67%	33%
3	56%	44%
4	0%	0%
5	63%	37%
6	0%	0%
7	58%	42%
8	61%	39%
9	71%	29%
10	53%	47%
11	71%	29%
12	52%	48%

# Should President and Congress be Same or Different Parties? 9<sup>th</sup> Grade



District	Different Parties	Same Party
1	60%	40%
2	69%	31%
3	65%	35%
4	100%	0%
5	58%	42%
6	0%	0%
7	61%	39%
8	60%	40%
9	52%	48%
10	59%	41%
11	61%	39%
12	66%	34%

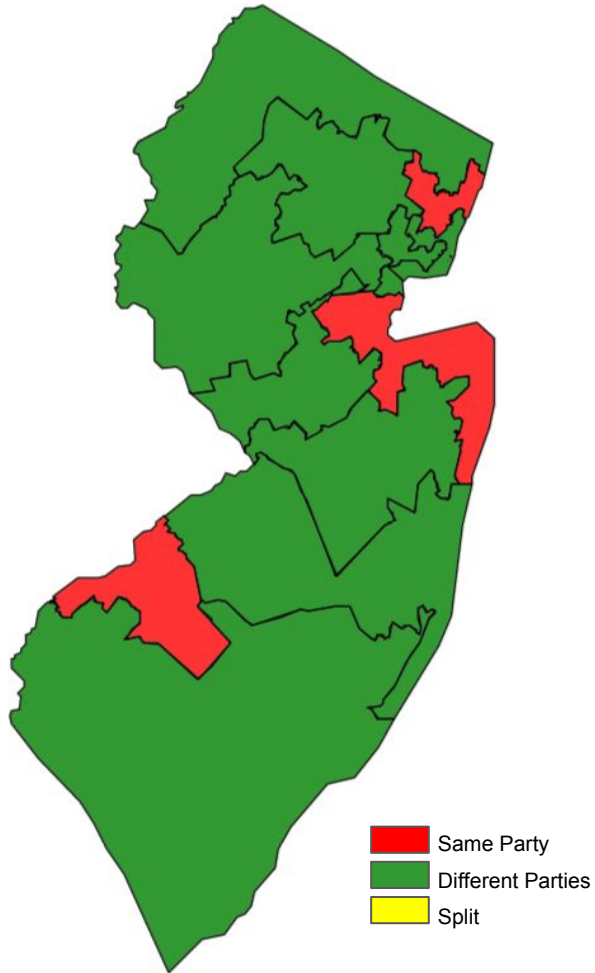
# Should President and Congress be Same or Different Parties? 10<sup>th</sup> Grade



District	Different Parties	Same Party
1	64%	36%
2	61%	39%
3	60%	40%
4	0%	0%
5	66%	34%
6	100%	0%
7	58%	42%
8	63%	37%
9	64%	36%
10	63%	37%
11	68%	32%
12	53%	47%

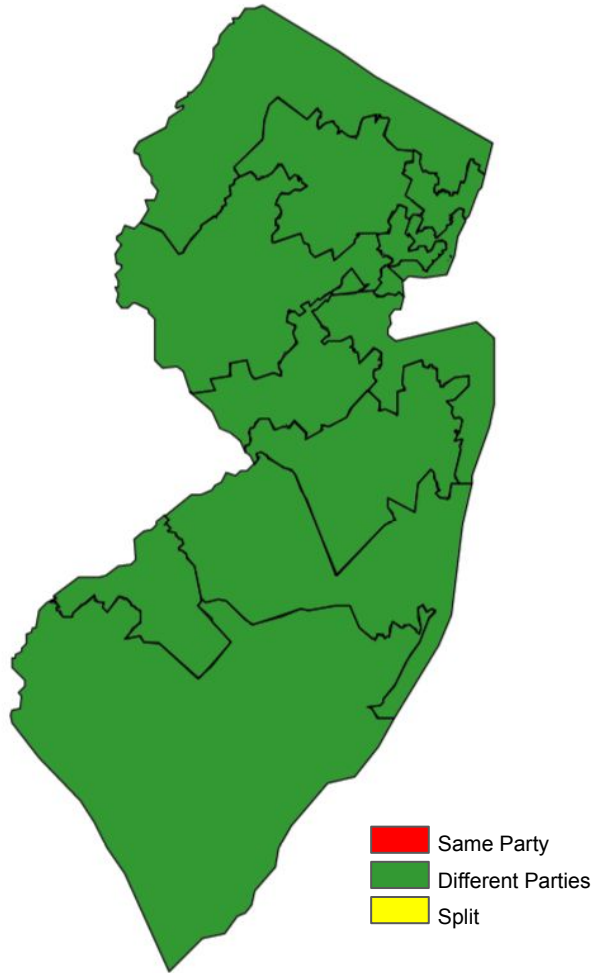


# Should President and Congress be Same or Different Parties? 11<sup>th</sup> Grade



District	Different Parties	Same Party
1	25%	75%
2	69%	31%
3	60%	40%
4	57%	43%
5	60%	40%
6	40%	60%
7	67%	33%
8	62%	38%
9	41%	59%
10	64%	36%
11	62%	38%
12	67%	33%

# Should President and Congress be Same or Different Parties? 12<sup>th</sup> Grade



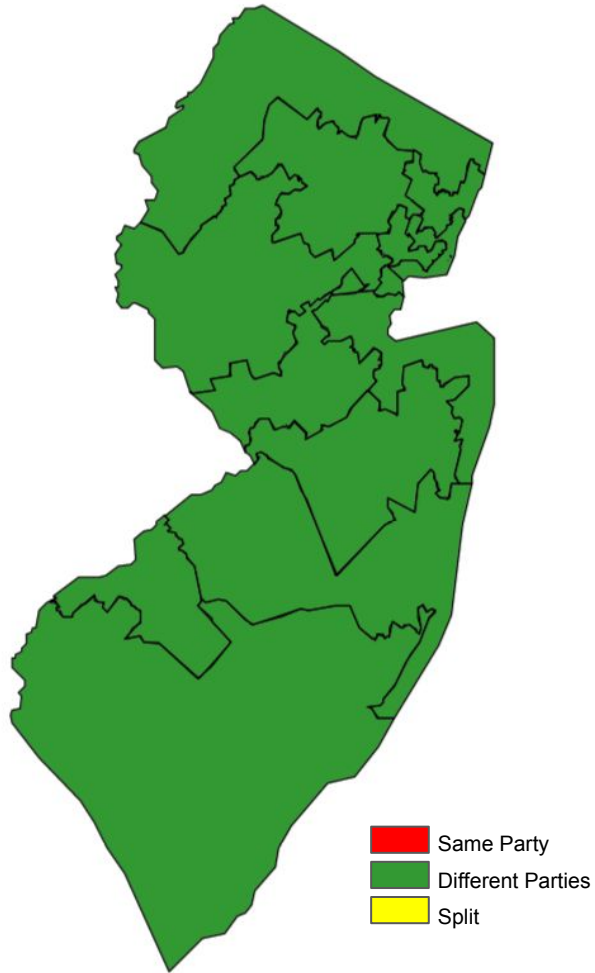
District	Different Parties	Same Party
1	52%	48%
2	75%	25%
3	62%	38%
4	100%	0%
5	60%	40%
6	67%	33%
7	62%	38%
8	71%	29%
9	64%	36%
10	63%	37%
11	62%	38%
12	68%	32%

# Should President and Congress be Same or Different Parties? 4-8<sup>th</sup> Grade



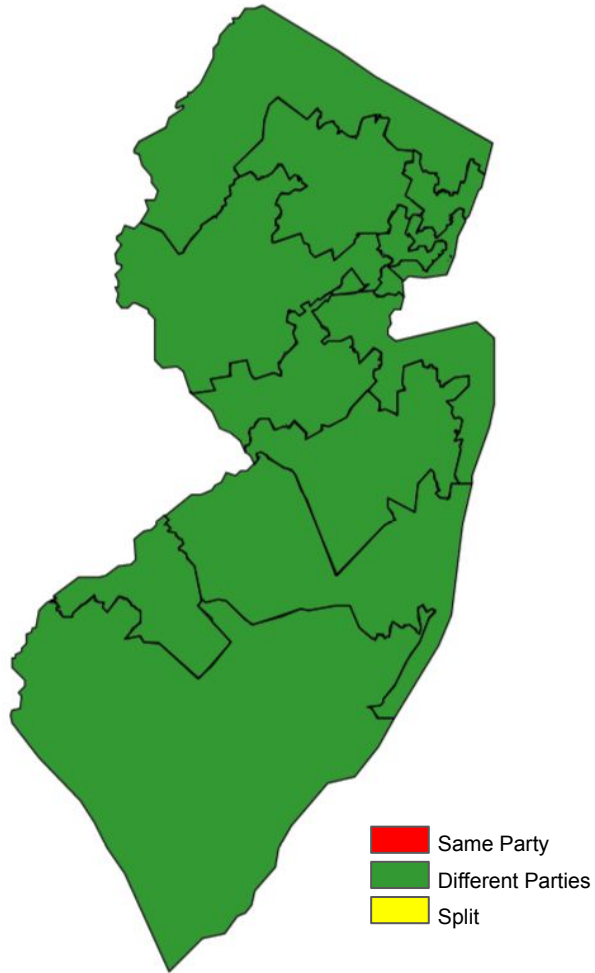
District	Different Parties	Same Party
1	66%	34%
2	56%	44%
3	56%	44%
4	64%	36%
5	64%	36%
6	51%	49%
7	62%	38%
8	60%	40%
9	64%	36%
10	56%	44%
11	66%	34%
12	63%	37%

# Should President and Congress be Same or Different Parties? 9-12<sup>th</sup> Grade



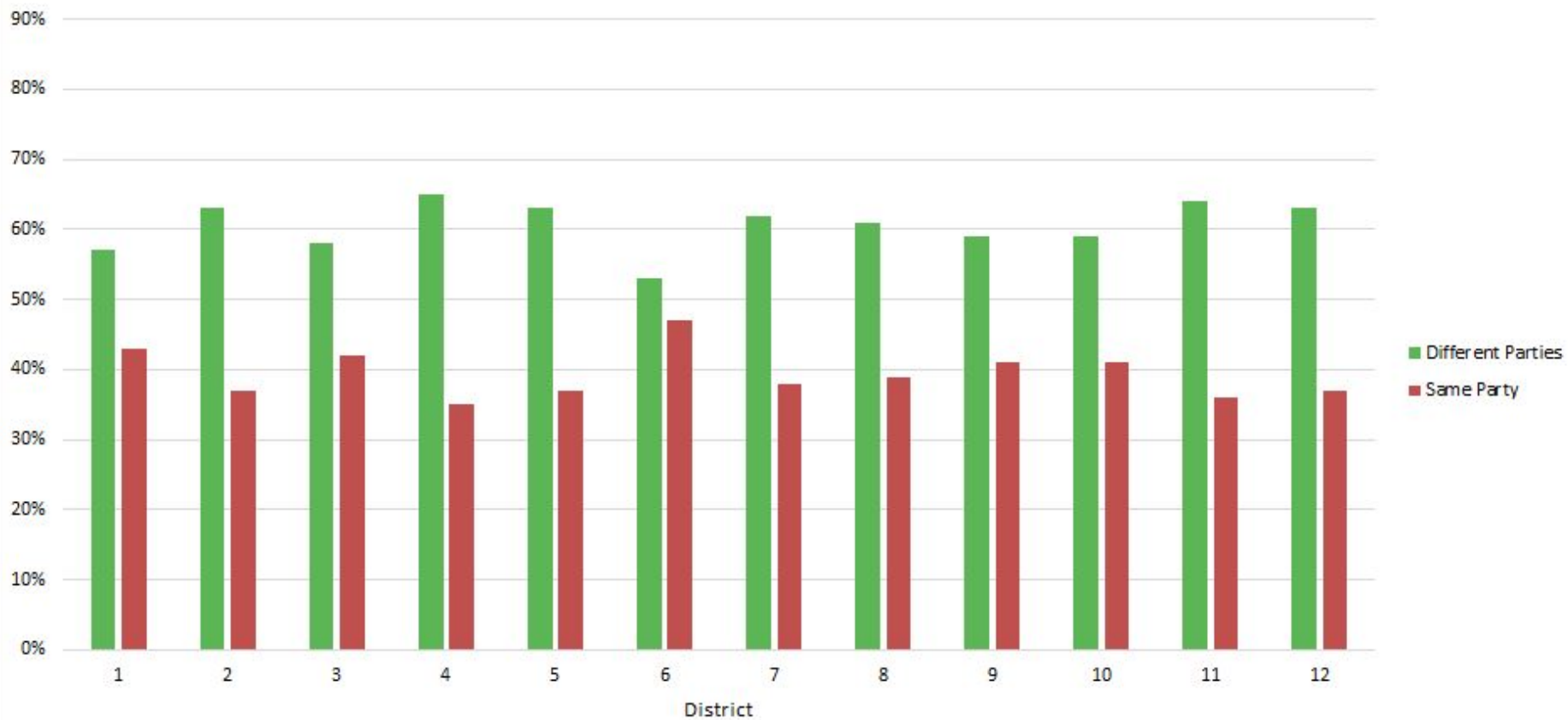
District	Different Parties	Same Party
1	51%	49%
2	65%	35%
3	62%	38%
4	70%	30%
5	61%	39%
6	62%	38%
7	62%	38%
8	62%	38%
9	53%	47%
10	62%	38%
11	63%	37%
12	66%	34%

# Should President and Congress be Same or Different Parties? All Grades

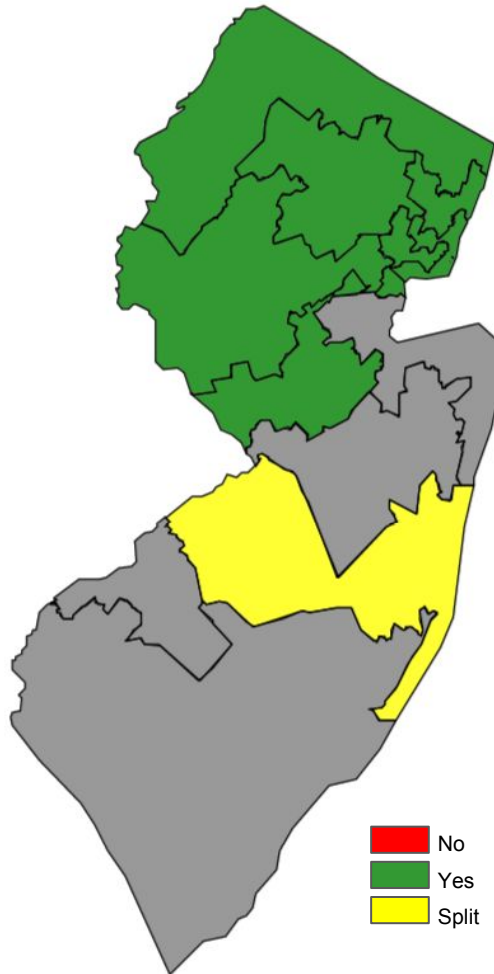


District	Different Parties	Same Party
1	57%	43%
2	63%	37%
3	58%	42%
4	65%	35%
5	63%	37%
6	53%	47%
7	62%	38%
8	61%	39%
9	59%	41%
10	59%	41%
11	64%	36%
12	63%	37%

## Should President and Congress be Same or Different Parties?



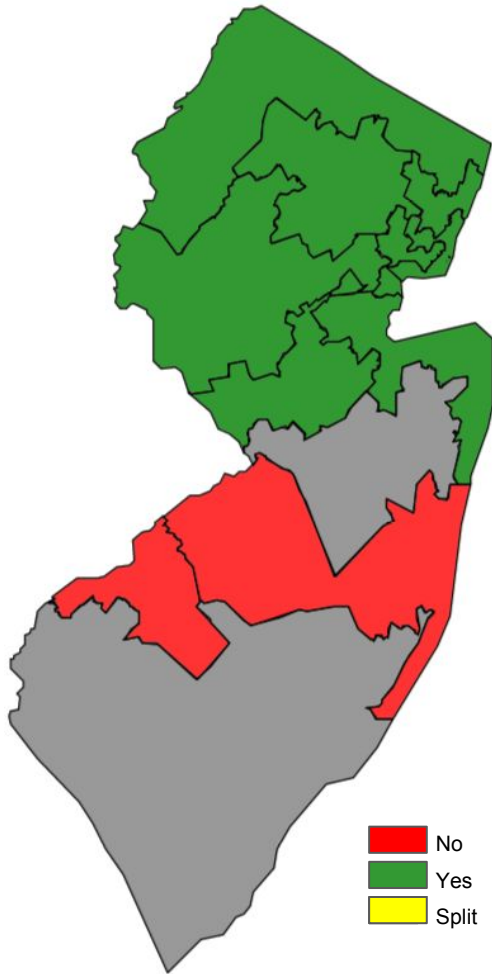
# Would the Country Benefit From the Emergence of a Strong Third Party? 4<sup>th</sup> Grade



■ No  
■ Yes  
■ Split

District	Yes	No
1	0%	0%
2	0%	0%
3	50%	50%
4	0%	0%
5	77%	23%
6	0%	0%
7	63%	37%
8	66%	34%
9	65%	35%
10	75%	25%
11	68%	32%
12	68%	32%

# Would the Country Benefit From the Emergence of a Strong Third Party? 5<sup>th</sup> Grade

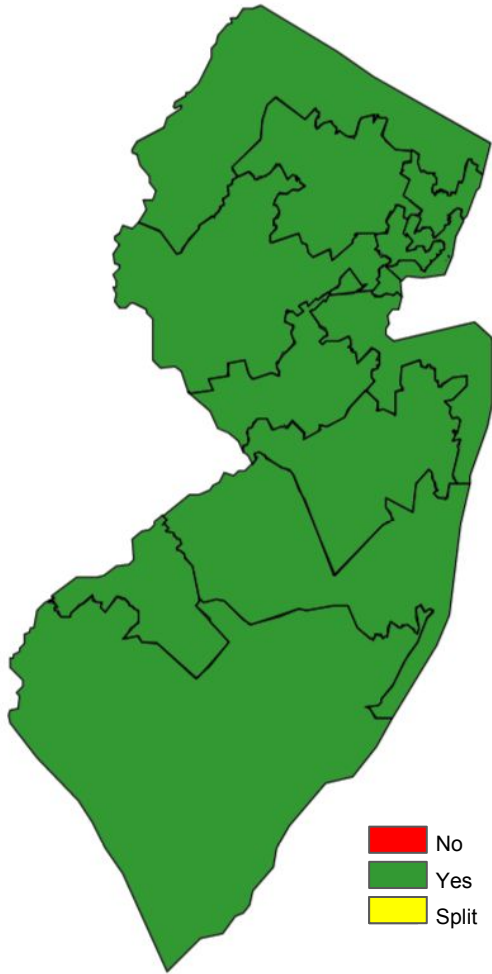


■ No  
■ Yes  
■ Split

District	Yes	No
1	0%	100%
2	0%	0%
3	0%	100%
4	0%	0%
5	67%	33%
6	74%	26%
7	66%	34%
8	58%	42%
9	76%	24%
10	75%	25%
11	68%	32%
12	69%	31%

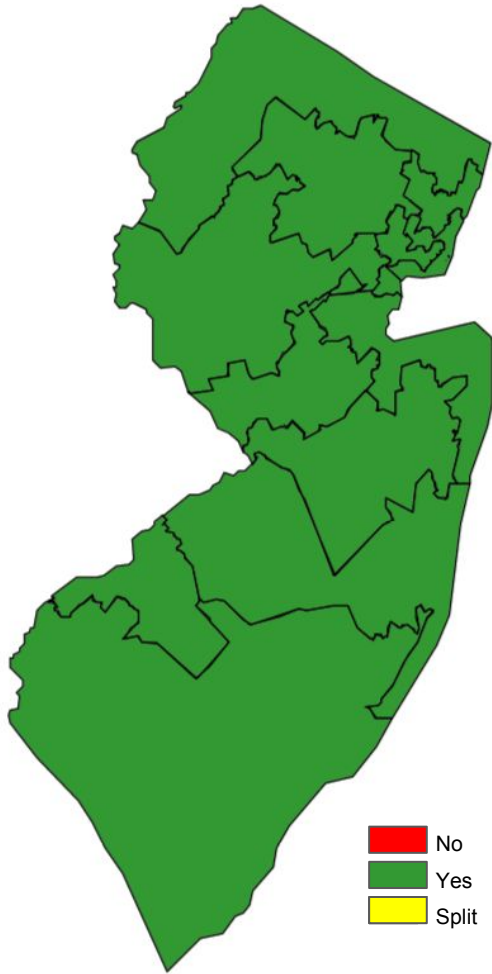


# Would the Country Benefit From the Emergence of a Strong Third Party? 6<sup>th</sup> Grade



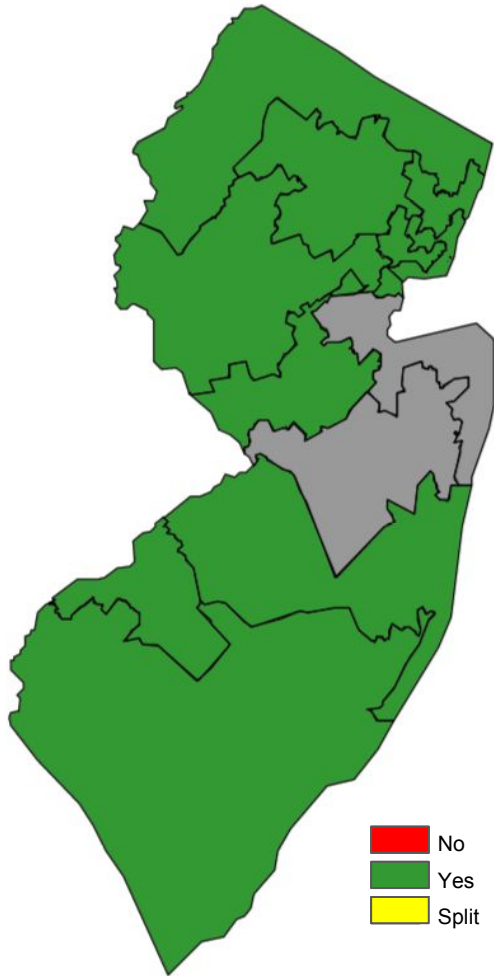
District	Yes	No
1	67%	33%
2	100%	0%
3	75%	25%
4	83%	17%
5	70%	30%
6	100%	0%
7	66%	34%
8	76%	24%
9	79%	21%
10	77%	23%
11	63%	37%
12	100%	0%

# Would the Country Benefit From the Emergence of a Strong Third Party? 7<sup>th</sup> Grade



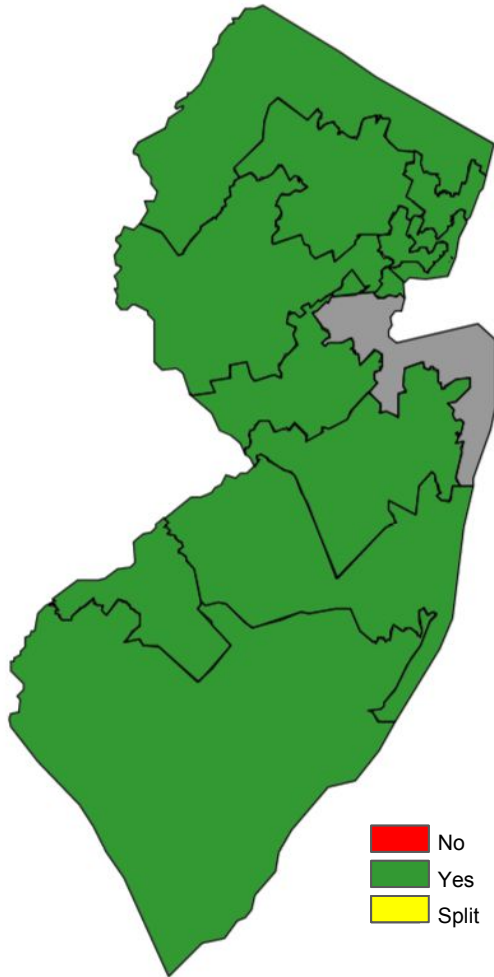
District	Yes	No
1	78%	22%
2	57%	43%
3	58%	42%
4	78%	22%
5	62%	38%
6	100%	0%
7	66%	34%
8	74%	26%
9	72%	28%
10	72%	28%
11	70%	30%
12	69%	31%

# Would the Country Benefit From the Emergence of a Strong Third Party? 8<sup>th</sup> Grade



District	Yes	No
1	65%	35%
2	67%	33%
3	64%	36%
4	0%	0%
5	63%	37%
6	0%	0%
7	57%	43%
8	68%	32%
9	67%	33%
10	71%	29%
11	64%	36%
12	71%	29%

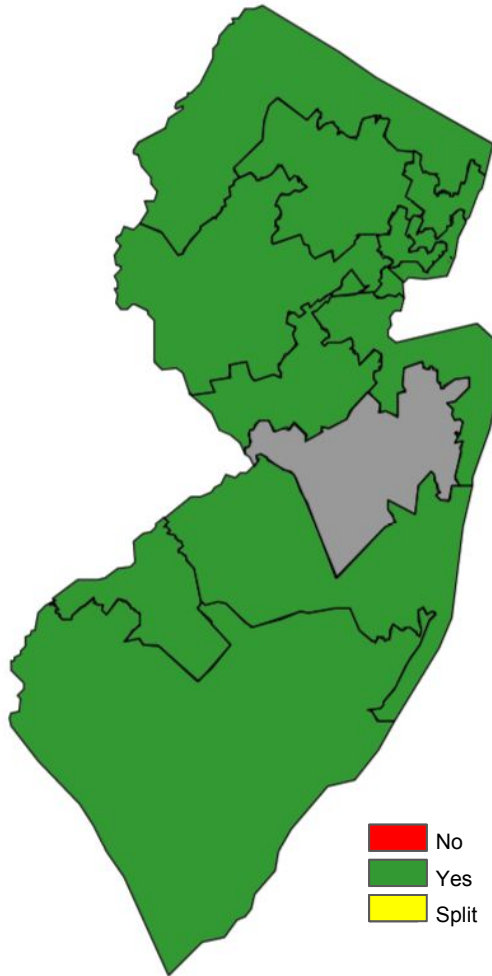
# Would the Country Benefit From the Emergence of a Strong Third Party? 9<sup>th</sup> Grade



■ No  
■ Yes  
■ Split

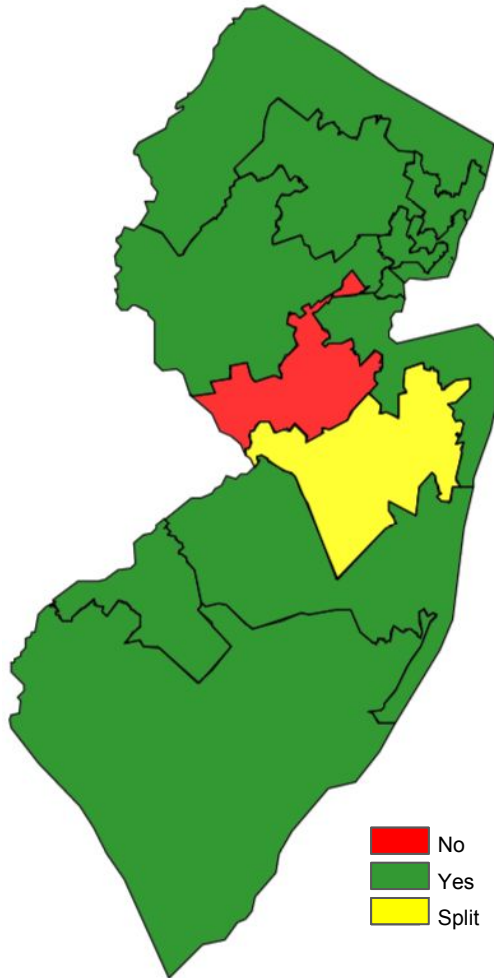
District	Yes	No
1	60%	40%
2	61%	39%
3	64%	36%
4	100%	0%
5	59%	41%
6	0%	0%
7	60%	40%
8	73%	27%
9	56%	44%
10	73%	27%
11	60%	40%
12	68%	32%

# Would the Country Benefit From the Emergence of a Strong Third Party? 10<sup>th</sup> Grade



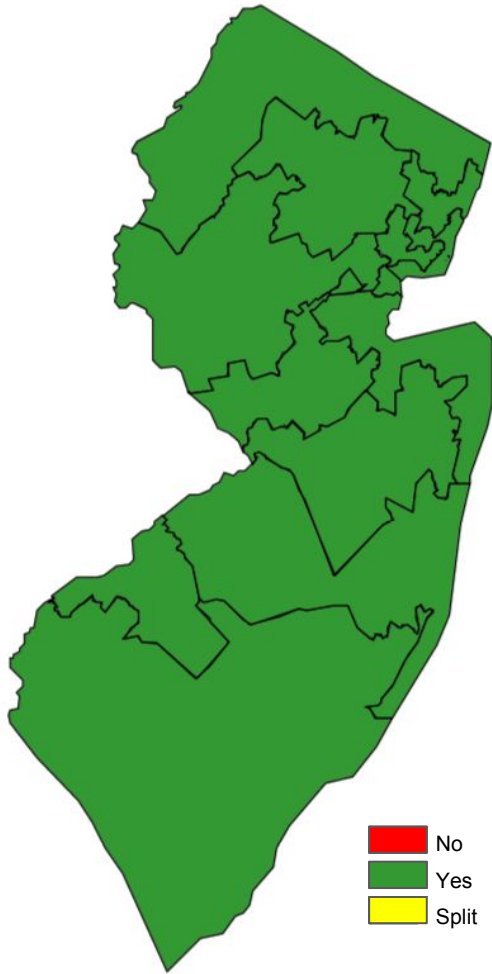
District	Yes	No
1	78%	22%
2	67%	33%
3	62%	38%
4	0%	0%
5	61%	39%
6	100%	0%
7	60%	40%
8	70%	30%
9	73%	27%
10	75%	25%
11	52%	48%
12	53%	47%

# Would the Country Benefit From the Emergence of a Strong Third Party? 11<sup>th</sup> Grade



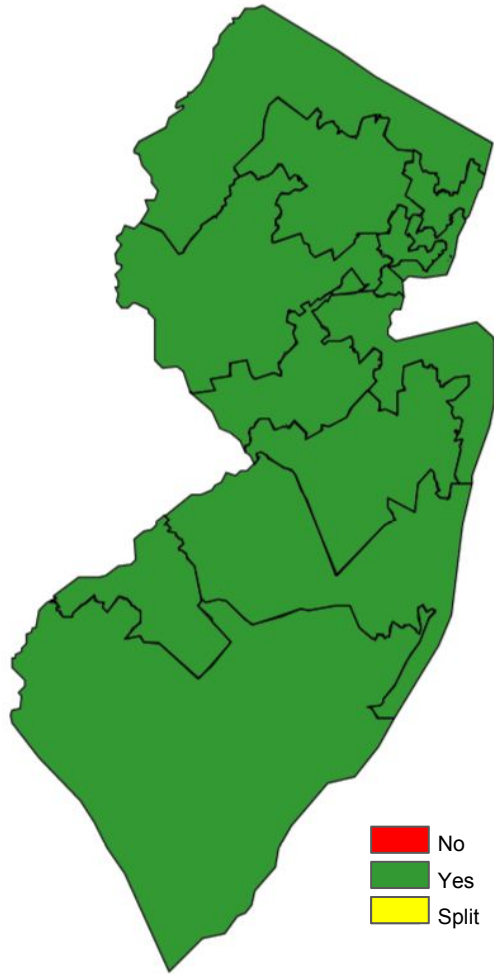
District	Yes	No
1	70%	30%
2	80%	20%
3	59%	41%
4	50%	50%
5	60%	40%
6	60%	40%
7	61%	39%
8	65%	35%
9	71%	29%
10	75%	25%
11	54%	46%
12	48%	52%

# Would the Country Benefit From the Emergence of a Strong Third Party? 12<sup>th</sup> Grade



District	Yes	No
1	78%	22%
2	57%	43%
3	58%	42%
4	78%	22%
5	62%	38%
6	100%	0%
7	66%	34%
8	74%	26%
9	72%	28%
10	72%	28%
11	70%	30%
12	69%	31%

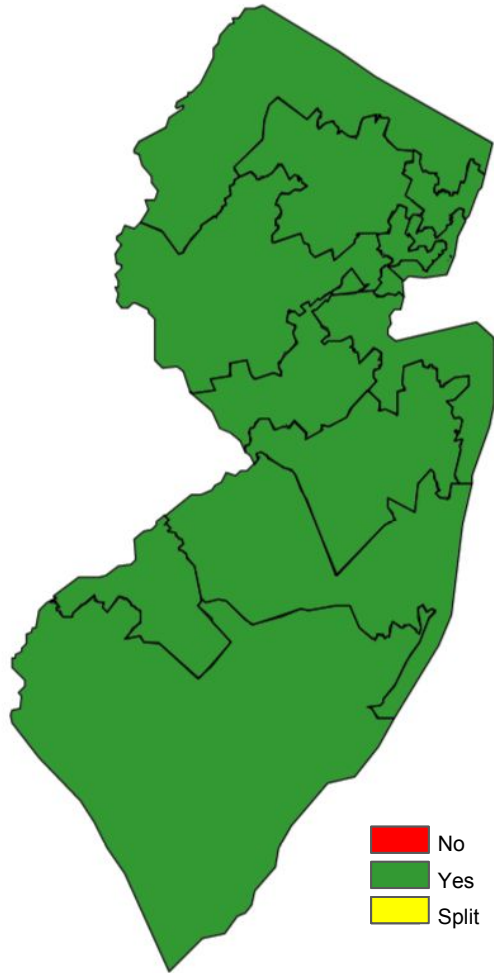
# Would the Country Benefit From the Emergence of a Strong Third Party? 4-8<sup>th</sup> Grade



District	Yes	No
1	69%	31%
2	58%	42%
3	64%	36%
4	81%	19%
5	65%	35%
6	76%	24%
7	64%	36%
8	69%	31%
9	72%	28%
10	73%	27%
11	66%	34%
12	69%	31%

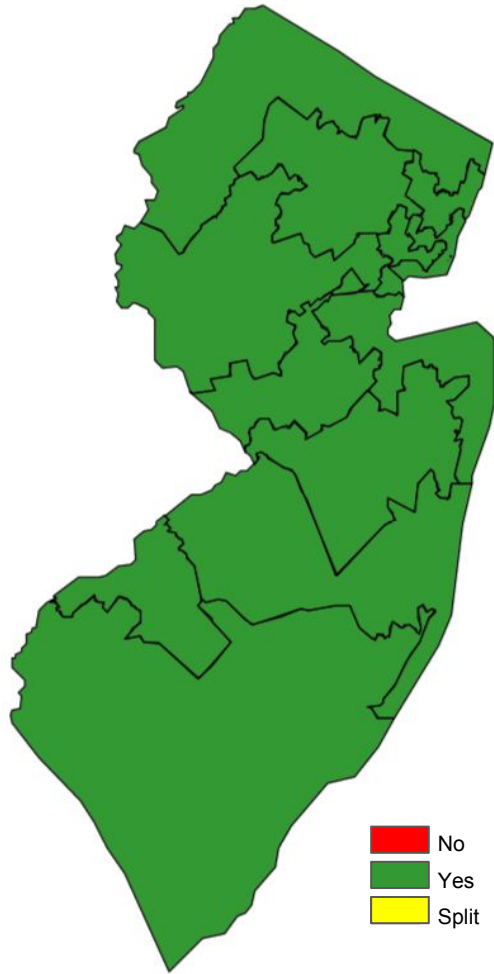


# Would the Country Benefit From the Emergence of a Strong Third Party? 9-12<sup>th</sup> Grade



District	Yes	No
1	72%	28%
2	68%	32%
3	62%	38%
4	55%	45%
5	60%	40%
6	77%	23%
7	62%	38%
8	69%	31%
9	67%	33%
10	74%	26%
11	57%	43%
12	64%	36%

# Would the Country Benefit From the Emergence of a Strong Third Party? All Grades



District	Yes	No
1	71%	29%
2	67%	33%
3	63%	37%
4	78%	22%
5	63%	37%
6	76%	24%
7	63%	37%
8	69%	31%
9	70%	30%
10	73%	27%
11	61%	39%
12	68%	32%

## Would the Country Benefit From the Emergence of a Strong Third Party?

