

NJ Mock Election

2017 NJ School Districts Results

Brought to you by:

[NJ Social Studies Supervisors Association](#)

[NJ Center for Civic Education](#)

[Community Foundation of NJ](#)

[NJ Council for Social Studies](#)

Maps provided by [Mapline](#)

Method

Students in New Jersey, ranging from grades 5-12 voted primarily via paper ballots. Ballots can be viewed at <http://njmockelection.org/voting/>. Students submitted votes for four categories: Governor, Senate, General Assembly, and where they got their news. 85% of the students submitted votes for all four categories. The remaining 15% only submitted votes for the gubernatorial candidates. Votes were received from students residing in 18 of the 40 Legislative Districts. The missing districts are not shown in the reporting tables

A representative from each participating school district collected the voting results and submitted them via an online form. In total, 25 school districts across NJ participated, with a grand total of 14,056 students casting votes. 6,846 students were from grades 5-8, and 7,211 were from grades 9-12.

In each map, the color of the county or congressional district represents the candidate or issue stance that received the most votes. On Gubernatorial and Senate maps, red represents the Republican candidate, blue represents the Democrat candidate, and green represents a 3rd party candidate. On General Assembly maps, red means both elected candidates were Republican, blue means both elected candidates were Democrat, and purple means the students elected one Democrat and one Republican.

Table of Contents

4-5Summary

6-16Governor Results

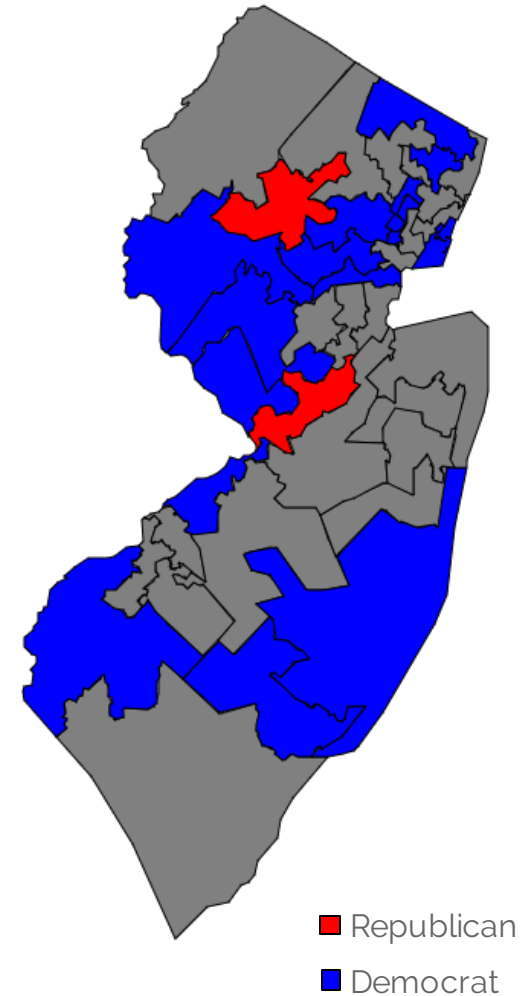
17-27State Senate Results

28-38General Assembly Results

39News Source Results

Governor Results

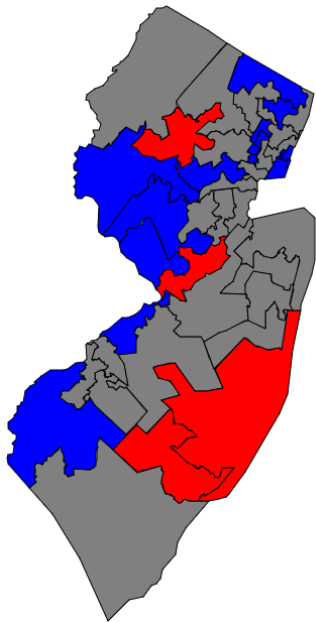
Legislative District	Murphy	Guadagno	Genovese	Dale	Riccardi	Rohrman	Ross
2	71%	23%	2%	2%	0%	2%	0%
3	68%	17%	3%	5%	1%	1%	5%
7	53%	30%	4%	5%	0%	5%	2%
9	49%	37%	3%	3%	2%	2%	4%
14	34%	49%	8%	1%	4%	1%	3%
15	66%	18%	6%	2%	1%	6%	3%
16	53%	29%	4%	4%	3%	4%	3%
21	45%	29%	0%	7%	0%	7%	12%
22	57%	25%	9%	5%	1%	1%	2%
23	49%	30%	6%	5%	1%	4%	6%
25	32%	38%	9%	6%	4%	3%	8%
27	52%	35%	3%	3%	1%	1%	4%
28	52%	32%	4%	4%	2%	3%	4%
31	65%	16%	3%	5%	2%	2%	6%
33	61%	17%	5%	5%	2%	2%	8%
34	92%	2%	1%	3%	0%	1%	2%
38	53%	26%	5%	8%	1%	1%	5%
39	51%	29%	6%	4%	2%	2%	6%



■ Republican
■ Democrat

Senate and General Assembly Results

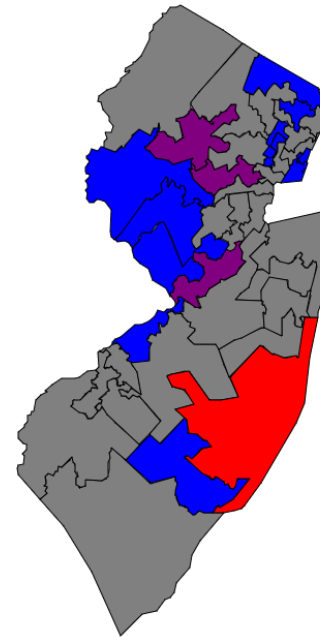
State Senate



■ Republican
■ Democrat

Legislative District	Democrat	Republican
2	48%	52%
3	54%	46%
7	60%	40%
9	35%	65%
14	47%	53%
15	72%	28%
16	57%	43%
21	55%	45%
22	0%	0%
23	57%	43%
25	45%	55%
27	0%	0%
28	66%	34%
31	76%	24%
33	66%	34%
34	98%	2%
38	62%	38%
39	60%	40%

General Assembly

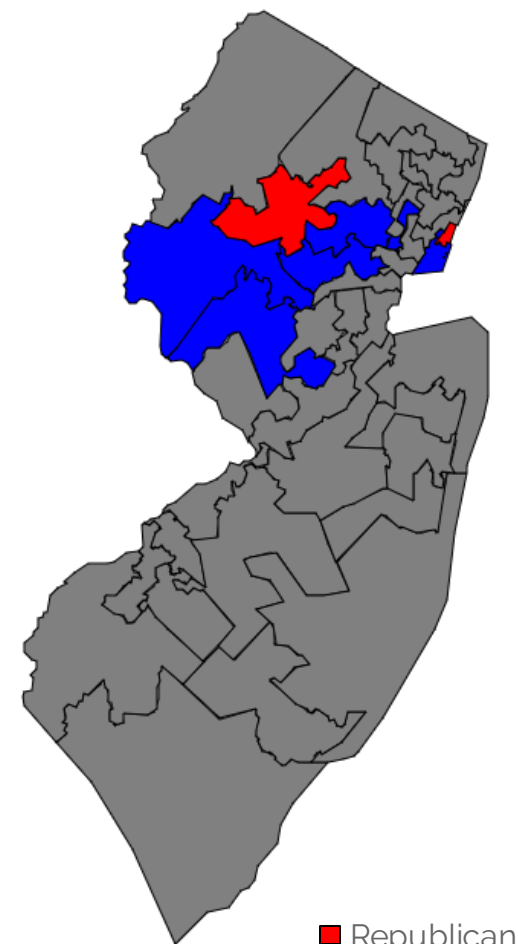


■ Republican
■ Democrat
■ Split

Legislative District	Most Votes	2nd Most
2	Mazzeo (D)	Armato (D)
3	-	-
7	Murphy (D)	Conaway (D)
9	Rumpf (R)	Gove (R)
14	Benson (D)	Stout (R)
15	Gusciora (D)	Muoio (D)
16	Zwicker (D)	Freiman (D)
21	Bramnick (R)	Rzeszowski (D)
22	-	-
23	Shaw (D)	Boddy (D)
25	Bucco (R)	Moran (D)
27	-	-
28	Tucker (D)	Caputo (D)
31	McKnight (D)	Chiaravalloti (D)
33	Chaparro (D)	Mukherji (D)
34	Giblin (D)	Oliver (D)
38	Eustace (D)	Lagana (D)
39	Chung (D)	Hausman (D)

Governor: 5th Grade

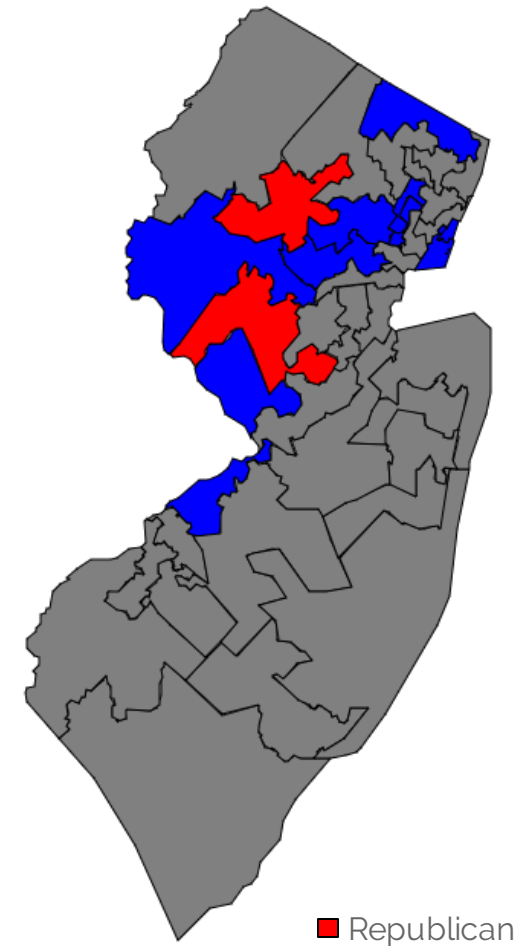
Legislative District	Murphy	Guadagno	Genovese	Dale	Riccardi	Rohrman	Ross
2	0%	0%	0%	0%	0%	0%	0%
3	0%	0%	0%	0%	0%	0%	0%
7	0%	0%	0%	0%	0%	0%	0%
9	0%	0%	0%	0%	0%	0%	0%
14	0%	0%	0%	0%	0%	0%	0%
15	0%	0%	0%	0%	0%	0%	0%
16	60%	23%	7%	4%	5%	0%	1%
21	67%	33%	0%	0%	0%	0%	0%
22	0%	0%	0%	0%	0%	0%	0%
23	45%	35%	10%	5%	0%	0%	5%
25	31%	41%	10%	5%	3%	2%	7%
27	50%	20%	10%	0%	0%	3%	17%
28	41%	34%	5%	7%	2%	7%	4%
31	48%	18%	1%	15%	3%	9%	7%
33	14%	45%	7%	10%	7%	5%	12%
34	0%	0%	0%	0%	0%	0%	0%
38	0%	0%	0%	0%	0%	0%	0%
39	0%	0%	0%	0%	0%	0%	0%



■ Republican
■ Democrat

Governor: 6th Grade

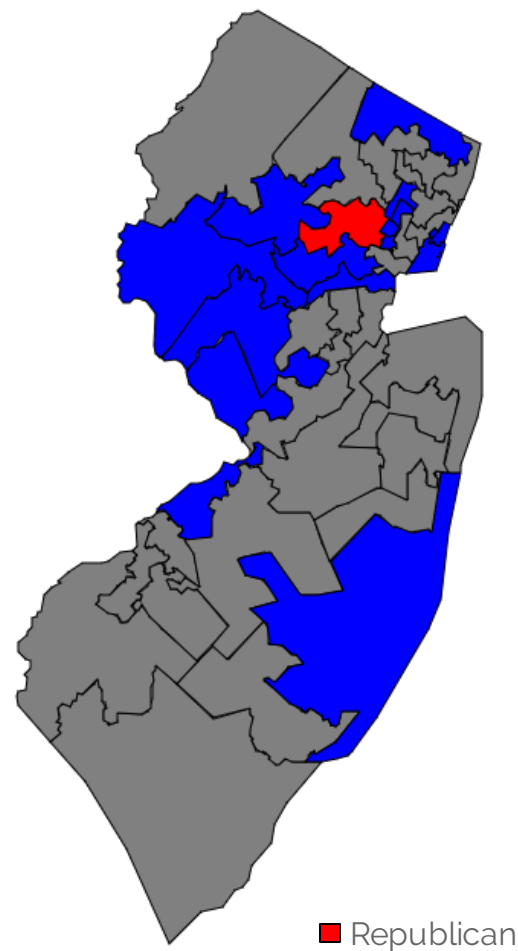
Legislative District	Murphy	Guadagno	Genovese	Dale	Riccardi	Rohrman	Ross
2	0%	0%	0%	0%	0%	0%	0%
3	0%	0%	0%	0%	0%	0%	0%
7	44%	33%	4%	6%	0%	7%	6%
9	0%	0%	0%	0%	0%	0%	0%
14	0%	0%	0%	0%	0%	0%	0%
15	83%	0%	0%	0%	0%	17%	0%
16	36%	44%	0%	12%	0%	8%	0%
21	67%	33%	0%	0%	0%	0%	0%
22	0%	0%	0%	0%	0%	0%	0%
23	45%	35%	10%	5%	0%	0%	5%
25	31%	41%	10%	5%	3%	2%	7%
27	48%	40%	3%	3%	1%	0%	5%
28	46%	34%	4%	6%	0%	4%	6%
31	67%	20%	2%	4%	0%	3%	4%
33	43%	27%	4%	8%	4%	2%	11%
34	92%	2%	1%	3%	0%	1%	2%
38	0%	0%	0%	0%	0%	0%	0%
39	35%	27%	15%	8%	2%	3%	10%



■ Republican
■ Democrat

Governor: 7th Grade

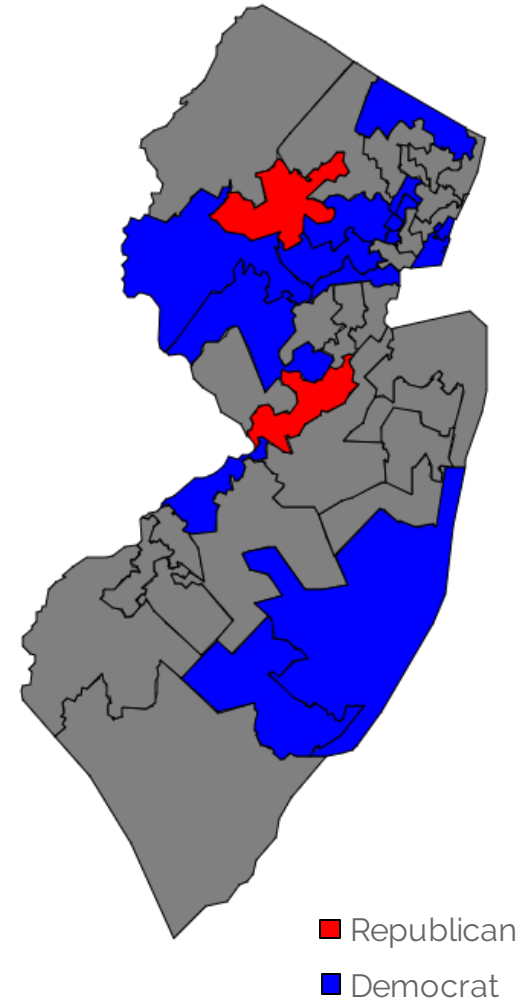
Legislative District	Murphy	Guadagno	Genovese	Dale	Riccardi	Rohrman	Ross
2	0%	0%	0%	0%	0%	0%	0%
3	0%	0%	0%	0%	0%	0%	0%
7	56%	37%	3%	2%	0%	1%	1%
9	52%	29%	4%	4%	2%	3%	5%
14	0%	0%	0%	0%	0%	0%	0%
15	62%	24%	3%	0%	0%	5%	5%
16	50%	30%	5%	5%	4%	5%	2%
21	67%	33%	0%	0%	0%	0%	0%
22	64%	21%	9%	5%	0%	0%	0%
23	45%	35%	10%	5%	0%	0%	5%
25	43%	35%	8%	5%	3%	1%	5%
27	24%	65%	1%	6%	0%	2%	2%
28	60%	33%	1%	2%	1%	1%	2%
31	66%	21%	3%	2%	1%	2%	3%
33	68%	15%	3%	4%	0%	0%	10%
34	92%	2%	1%	3%	0%	1%	2%
38	0%	0%	0%	0%	0%	0%	0%
39	59%	31%	4%	1%	0%	2%	4%



■ Republican
■ Democrat

Governor: 8th Grade

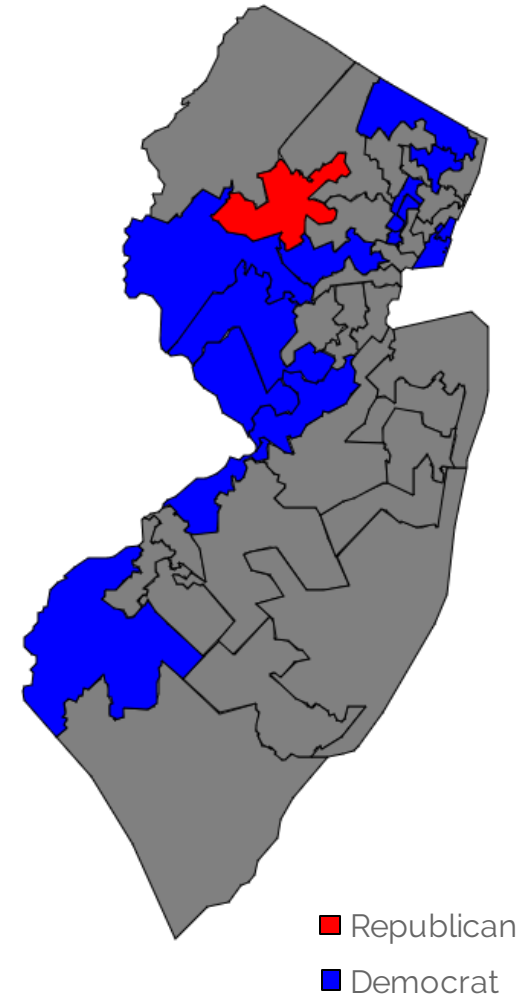
Legislative District	Murphy	Guadagno	Genovese	Dale	Riccardi	Rohrman	Ross
2	71%	23%	2%	2%	0%	2%	0%
3	0%	0%	0%	0%	0%	0%	0%
7	54%	27%	7%	8%	1%	3%	1%
9	46%	43%	3%	3%	1%	2%	3%
14	35%	59%	2%	1%	2%	1%	0%
15	0%	0%	0%	0%	0%	0%	0%
16	50%	31%	2%	5%	5%	0%	7%
21	67%	33%	0%	0%	0%	0%	0%
22	49%	29%	9%	4%	2%	3%	5%
23	45%	35%	10%	5%	0%	0%	5%
25	31%	41%	10%	5%	3%	2%	7%
27	74%	15%	3%	2%	2%	2%	3%
28	61%	33%	1%	2%	1%	0%	2%
31	68%	14%	4%	5%	2%	1%	6%
33	62%	20%	5%	6%	2%	0%	6%
34	92%	2%	1%	3%	0%	1%	2%
38	0%	0%	0%	0%	0%	0%	0%
39	58%	28%	5%	2%	1%	2%	3%



■ Republican
■ Democrat

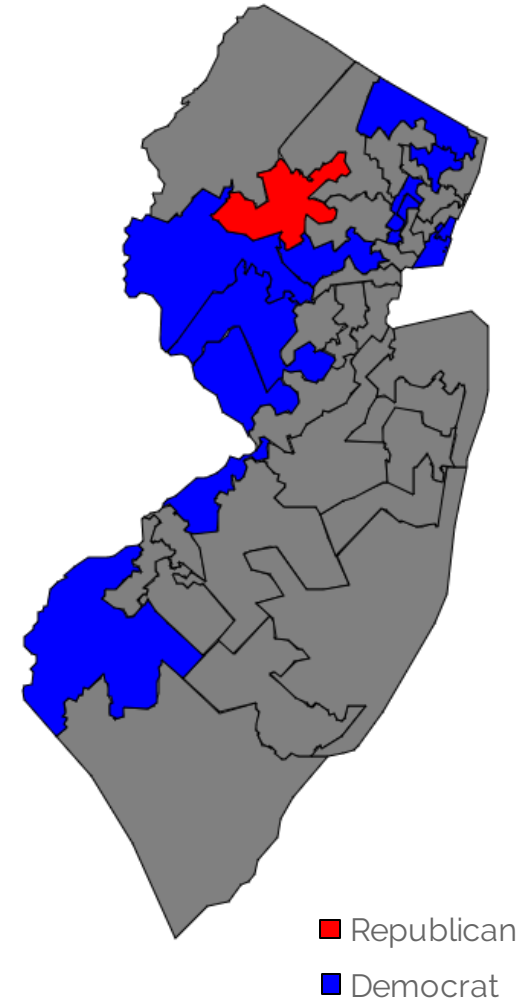
Governor: 9th Grade

Legislative District	Murphy	Guadagno	Genovese	Dale	Riccardi	Rohrman	Ross
2	0%	0%	0%	0%	0%	0%	0%
3	69%	17%	3%	4%	1%	1%	4%
7	49%	32%	4%	4%	0%	9%	2%
9	0%	0%	0%	0%	0%	0%	0%
14	33%	30%	22%	2%	1%	1%	10%
15	60%	20%	10%	0%	0%	10%	0%
16	53%	31%	5%	5%	2%	2%	3%
21	67%	33%	0%	0%	0%	0%	0%
22	0%	0%	0%	0%	0%	0%	0%
23	46%	29%	8%	8%	1%	3%	5%
25	31%	41%	10%	5%	3%	2%	7%
27	0%	0%	0%	0%	0%	0%	0%
28	50%	27%	7%	6%	2%	2%	6%
31	64%	14%	3%	5%	5%	3%	5%
33	66%	10%	6%	1%	2%	4%	10%
34	92%	2%	1%	3%	0%	1%	2%
38	51%	28%	5%	9%	1%	2%	4%
39	50%	31%	7%	5%	3%	2%	3%



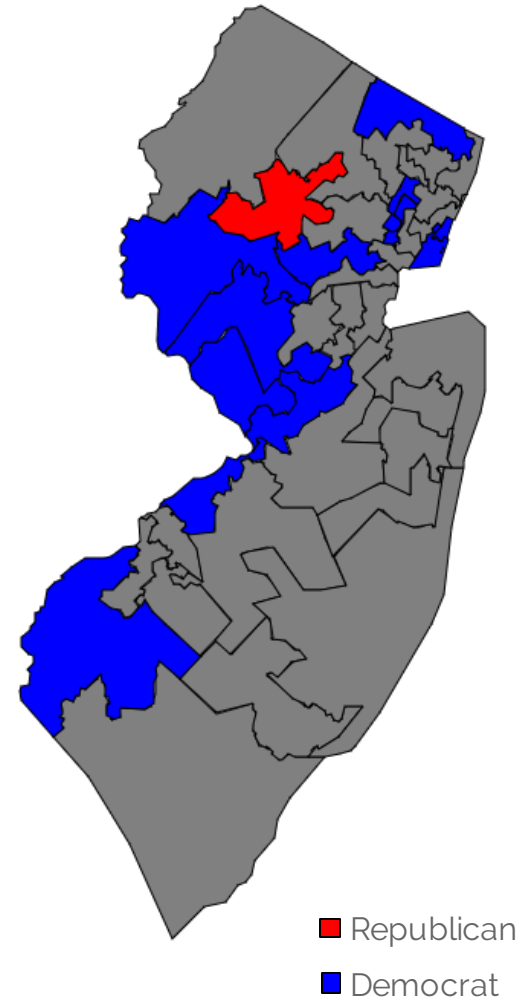
Governor: 10th Grade

Legislative District	Murphy	Guadagno	Genovese	Dale	Riccardi	Rohrman	Ross
2	0%	0%	0%	0%	0%	0%	0%
3	68%	17%	3%	4%	1%	1%	4%
7	56%	28%	3%	5%	0%	8%	0%
9	0%	0%	0%	0%	0%	0%	0%
14	0%	0%	0%	0%	0%	0%	0%
15	75%	0%	0%	0%	0%	25%	0%
16	43%	40%	7%	1%	0%	2%	7%
21	67%	33%	0%	0%	0%	0%	0%
22	0%	0%	0%	0%	0%	0%	0%
23	44%	30%	8%	5%	1%	3%	8%
25	31%	41%	10%	5%	3%	2%	7%
27	0%	0%	0%	0%	0%	0%	0%
28	51%	34%	6%	3%	1%	0%	4%
31	58%	10%	8%	8%	3%	1%	14%
33	59%	12%	6%	8%	4%	3%	9%
34	92%	2%	1%	3%	0%	1%	2%
38	56%	24%	5%	7%	2%	1%	6%
39	49%	32%	5%	4%	2%	2%	7%



Governor: 11th Grade

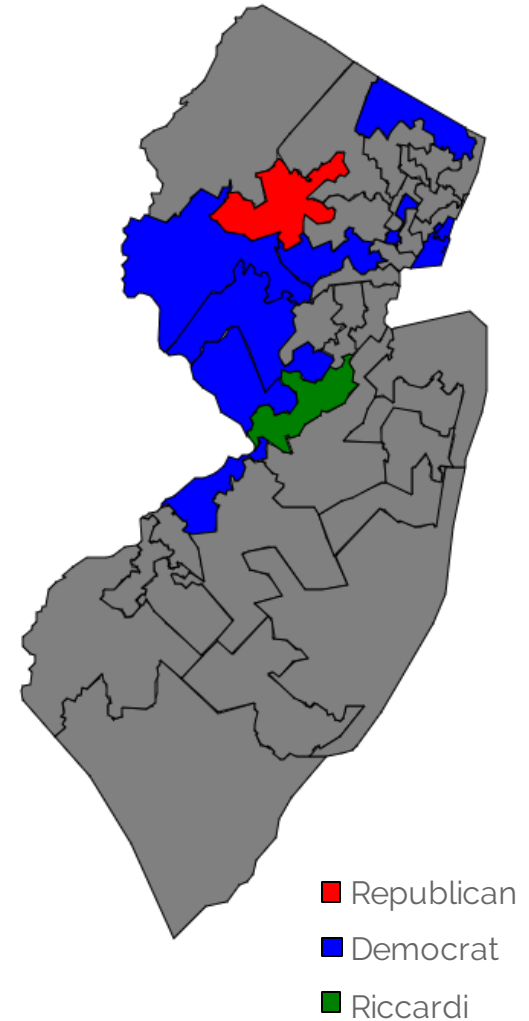
Legislative District	Murphy	Guadagno	Genovese	Dale	Riccardi	Rohrman	Ross
2	0%	0%	0%	0%	0%	0%	0%
3	67%	17%	4%	5%	1%	1%	5%
7	58%	25%	4%	6%	0%	4%	3%
9	0%	0%	0%	0%	0%	0%	0%
14	33%	0%	33%	0%	33%	0%	0%
15	68%	15%	8%	5%	3%	0%	3%
16	55%	30%	1%	3%	4%	5%	2%
21	67%	33%	0%	0%	0%	0%	0%
22	0%	0%	0%	0%	0%	0%	0%
23	53%	27%	4%	5%	1%	6%	5%
25	31%	41%	10%	5%	3%	2%	7%
27	0%	0%	0%	0%	0%	0%	0%
28	54%	29%	3%	3%	4%	4%	3%
31	68%	12%	4%	1%	4%	1%	10%
33	65%	18%	5%	4%	2%	2%	5%
34	92%	2%	1%	3%	0%	1%	2%
38	0%	0%	0%	0%	0%	0%	0%
39	47%	27%	8%	6%	3%	1%	9%



■ Republican
■ Democrat

Governor: 12th Grade

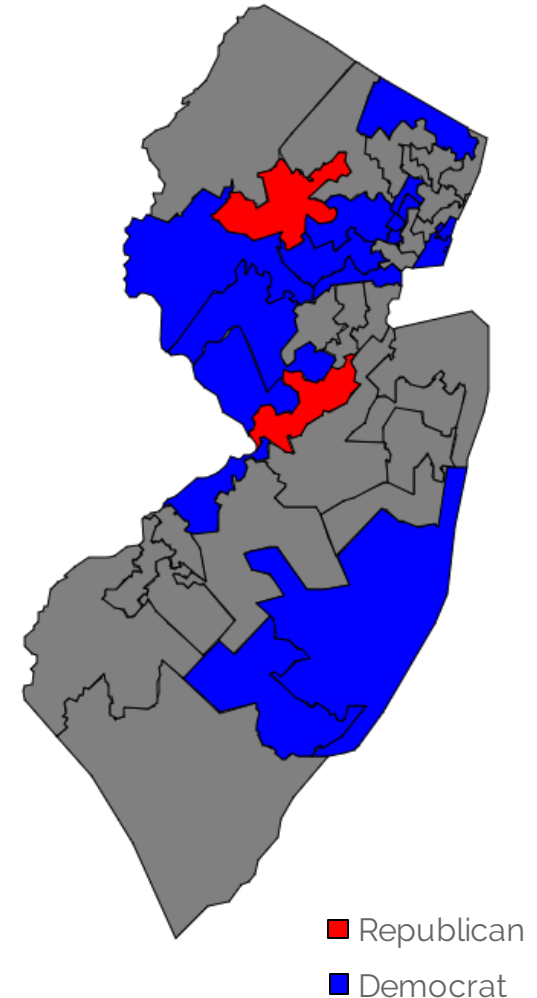
Legislative District	Murphy	Guadagno	Genovese	Dale	Riccardi	Rohrman	Ross
2	0%	0%	0%	0%	0%	0%	0%
3	0%	0%	0%	0%	0%	0%	0%
7	59%	32%	1%	1%	0%	3%	4%
9	0%	0%	0%	0%	0%	0%	0%
14	21%	32%	11%	0%	37%	0%	0%
15	100%	0%	0%	0%	0%	0%	0%
16	63%	24%	3%	4%	1%	4%	3%
21	24%	24%	0%	14%	0%	14%	24%
22	0%	0%	0%	0%	0%	0%	0%
23	48%	34%	2%	3%	2%	2%	8%
25	26%	28%	7%	10%	9%	8%	11%
27	0%	0%	0%	0%	0%	0%	0%
28	53%	30%	6%	4%	3%	1%	3%
31	76%	9%	2%	7%	1%	2%	4%
33	59%	15%	6%	4%	3%	3%	10%
34	0%	0%	0%	0%	0%	0%	0%
38	0%	0%	0%	0%	0%	0%	0%
39	49%	28%	6%	4%	2%	2%	10%



■ Republican
■ Democrat
■ Riccardi

Governor: 5th-8th Grade

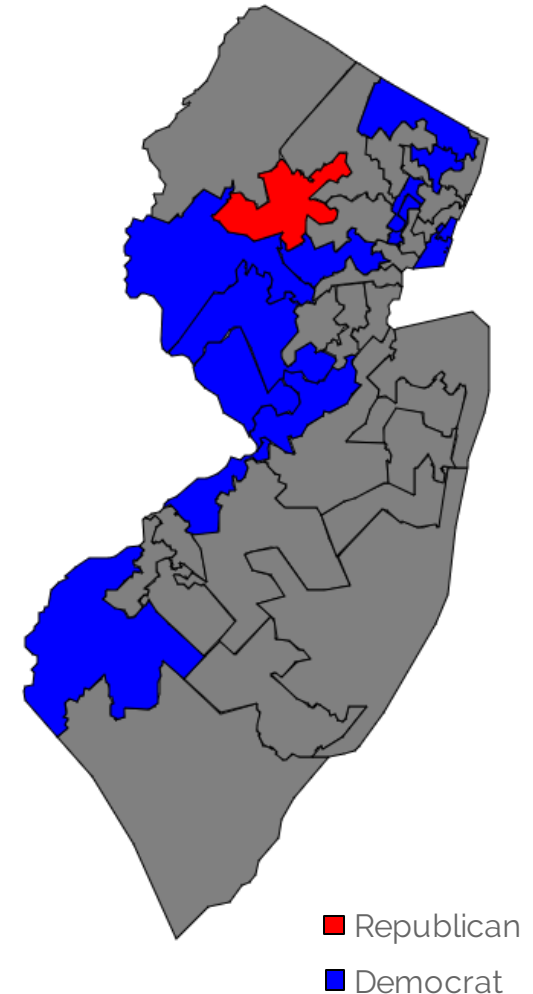
Legislative District	Murphy	Guadagno	Genovese	Dale	Riccardi	Rohrman	Ross
2	71%	23%	2%	2%	0%	2%	0%
3	0%	0%	0%	0%	0%	0%	0%
7	52%	31%	5%	6%	1%	4%	3%
9	49%	37%	3%	3%	2%	2%	4%
14	35%	59%	2%	1%	2%	1%	0%
15	65%	21%	2%	0%	0%	7%	5%
16	51%	29%	5%	5%	4%	4%	2%
21	67%	33%	0%	0%	0%	0%	0%
22	57%	25%	9%	5%	1%	1%	2%
23	45%	35%	10%	5%	0%	0%	5%
25	35%	39%	10%	5%	3%	2%	6%
27	52%	35%	3%	3%	1%	1%	4%
28	51%	34%	3%	5%	1%	3%	4%
31	65%	18%	3%	5%	1%	3%	5%
33	52%	24%	4%	6%	3%	1%	10%
34	92%	2%	1%	3%	0%	1%	2%
38	0%	0%	0%	0%	0%	0%	0%
39	57%	29%	5%	2%	1%	2%	4%



■ Republican
■ Democrat

Governor: 9th-12th Grade

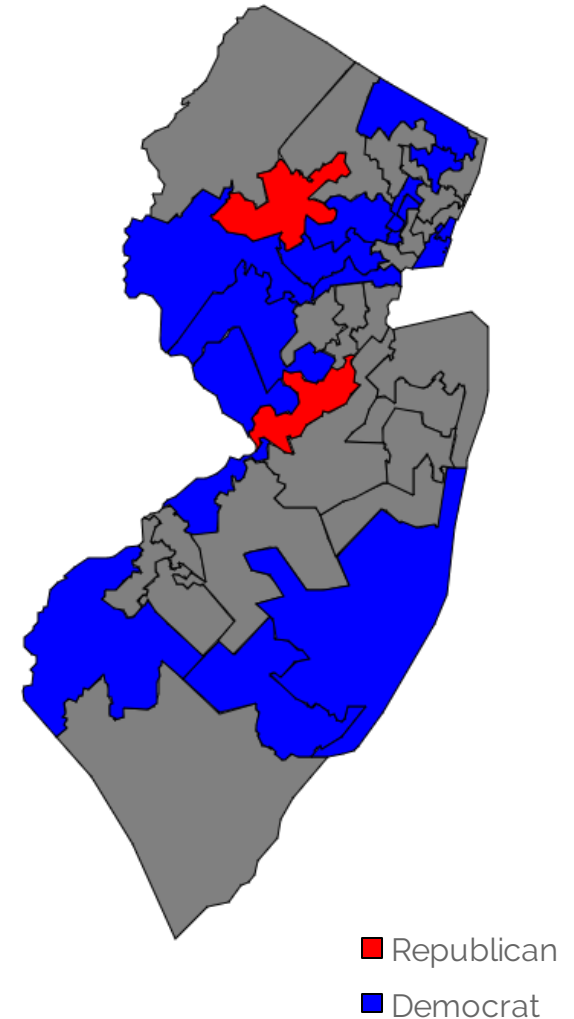
Legislative District	Murphy	Guadagno	Genovese	Dale	Riccardi	Rohrman	Ross
2	0%	0%	0%	0%	0%	0%	0%
3	68%	17%	3%	5%	1%	1%	5%
7	55%	29%	3%	4%	0%	7%	2%
9	0%	0%	0%	0%	0%	0%	0%
14	31%	29%	21%	2%	9%	1%	8%
15	66%	15%	8%	3%	2%	5%	2%
16	55%	29%	3%	3%	2%	4%	3%
21	37%	27%	0%	10%	0%	10%	17%
22	0%	0%	0%	0%	0%	0%	0%
23	49%	29%	5%	5%	1%	4%	6%
25	29%	37%	9%	7%	6%	4%	8%
27	0%	0%	0%	0%	0%	0%	0%
28	52%	30%	5%	4%	2%	2%	4%
31	65%	11%	5%	5%	3%	1%	9%
33	63%	15%	5%	4%	2%	2%	7%
34	92%	2%	1%	3%	0%	1%	2%
38	53%	26%	5%	8%	1%	1%	5%
39	49%	29%	6%	5%	2%	2%	7%



■ Republican
■ Democrat

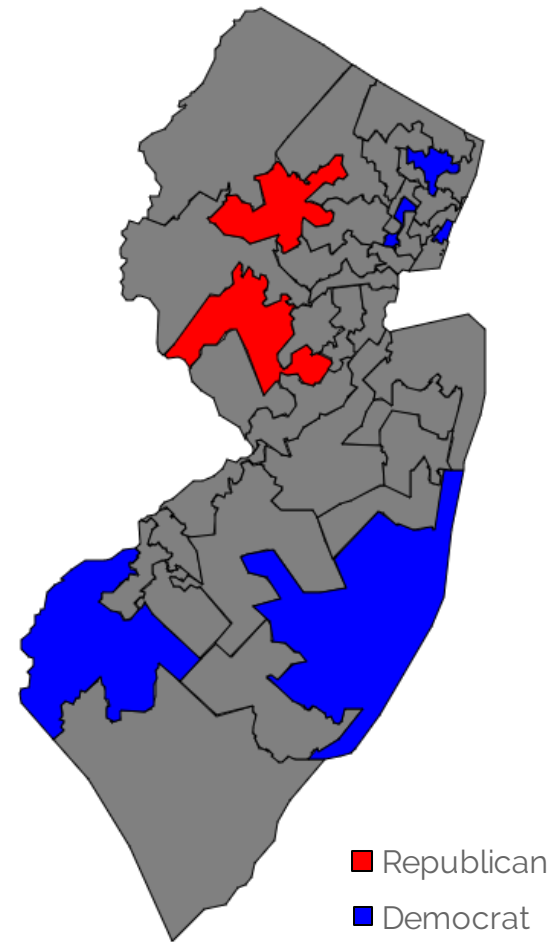
Governor: All Grades

Legislative District	Murphy	Guadagno	Genovese	Dale	Riccardi	Rohrman	Ross
2	71%	23%	2%	2%	0%	2%	0%
3	68%	17%	3%	5%	1%	1%	5%
7	53%	30%	4%	5%	0%	5%	2%
9	49%	37%	3%	3%	2%	2%	4%
14	34%	49%	8%	1%	4%	1%	3%
15	66%	18%	6%	2%	1%	6%	3%
16	53%	29%	4%	4%	3%	4%	3%
21	45%	29%	0%	7%	0%	7%	12%
22	57%	25%	9%	5%	1%	1%	2%
23	49%	30%	6%	5%	1%	4%	6%
25	32%	38%	9%	6%	4%	3%	8%
27	52%	35%	3%	3%	1%	1%	4%
28	52%	32%	4%	4%	2%	3%	4%
31	65%	16%	3%	5%	2%	2%	6%
33	61%	17%	5%	5%	2%	2%	8%
34	92%	2%	1%	3%	0%	1%	2%
38	53%	26%	5%	8%	1%	1%	5%
39	51%	29%	6%	4%	2%	2%	6%



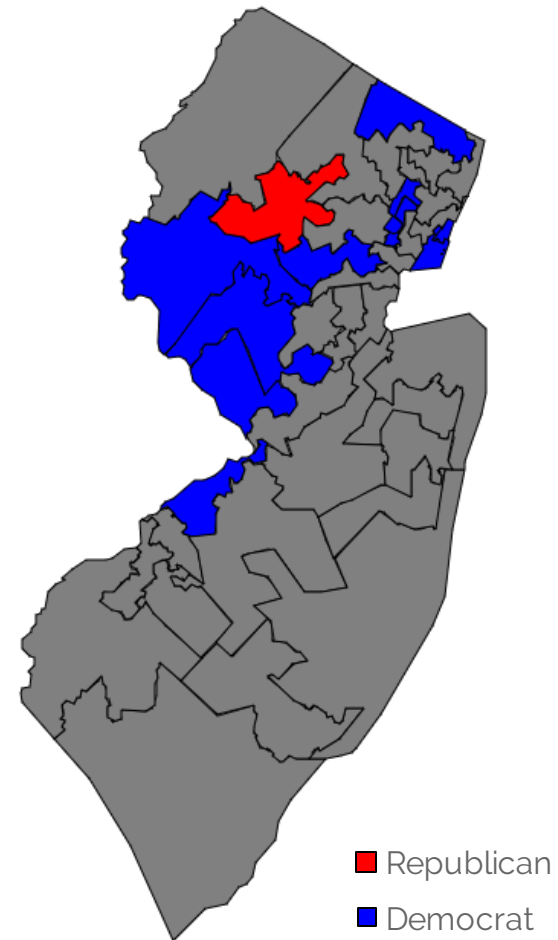
State Senate: 5th Grade

Legislative District	Democrat	Republican
2	0%	0%
3	54%	46%
7	0%	0%
9	52%	48%
14	0%	0%
15	0%	0%
16	48%	52%
21	0%	0%
22	0%	0%
23	0%	0%
25	44%	56%
27	0%	0%
28	66%	34%
31	0%	0%
33	50%	50%
34	0%	0%
38	78%	22%
39	0%	0%



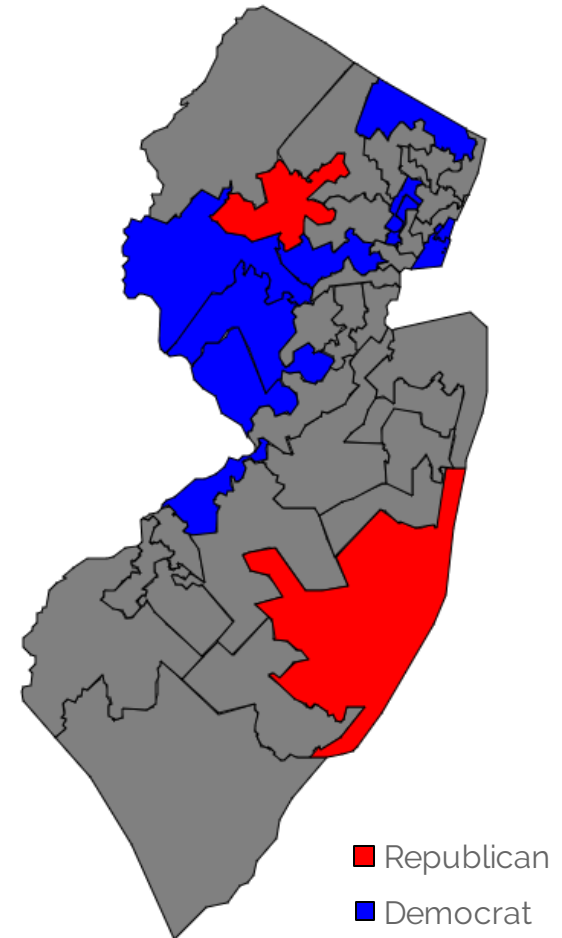
State Senate: 6th Grade

Legislative District	Democrat	Republican
2	0%	0%
3	0%	0%
7	51%	49%
9	0%	0%
14	0%	0%
15	100%	0%
16	70%	30%
21	50%	50%
22	0%	0%
23	52%	48%
25	44%	56%
27	0%	0%
28	60%	40%
31	70%	30%
33	72%	28%
34	98%	2%
38	0%	0%
39	69%	31%



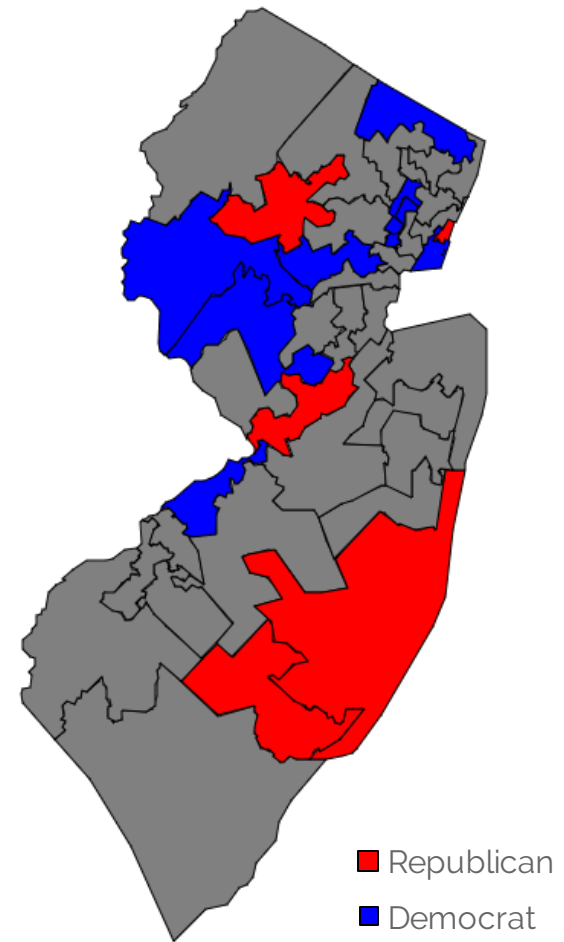
State Senate: 7th Grade

Legislative District	Democrat	Republican
2	0%	0%
3	0%	0%
7	53%	47%
9	30%	70%
14	0%	0%
15	76%	24%
16	56%	44%
21	50%	50%
22	0%	0%
23	52%	48%
25	49%	51%
27	0%	0%
28	65%	35%
31	74%	26%
33	72%	28%
34	98%	2%
38	0%	0%
39	68%	32%



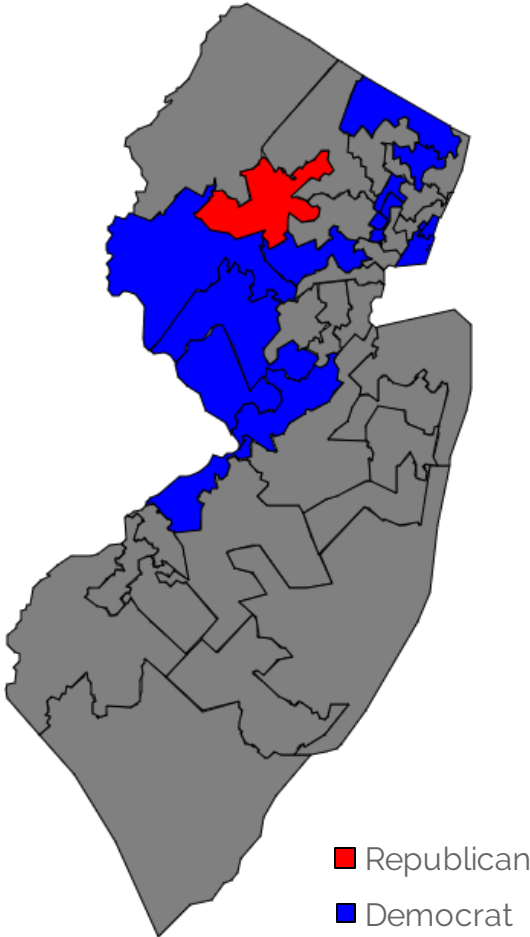
State Senate: 8th Grade

Legislative District	Democrat	Republican
2	48%	52%
3	0%	0%
7	58%	42%
9	39%	61%
14	48%	52%
15	0%	0%
16	55%	45%
21	82%	18%
22	0%	0%
23	52%	48%
25	44%	56%
27	0%	0%
28	63%	37%
31	78%	22%
33	41%	59%
34	98%	2%
38	0%	0%
39	66%	34%



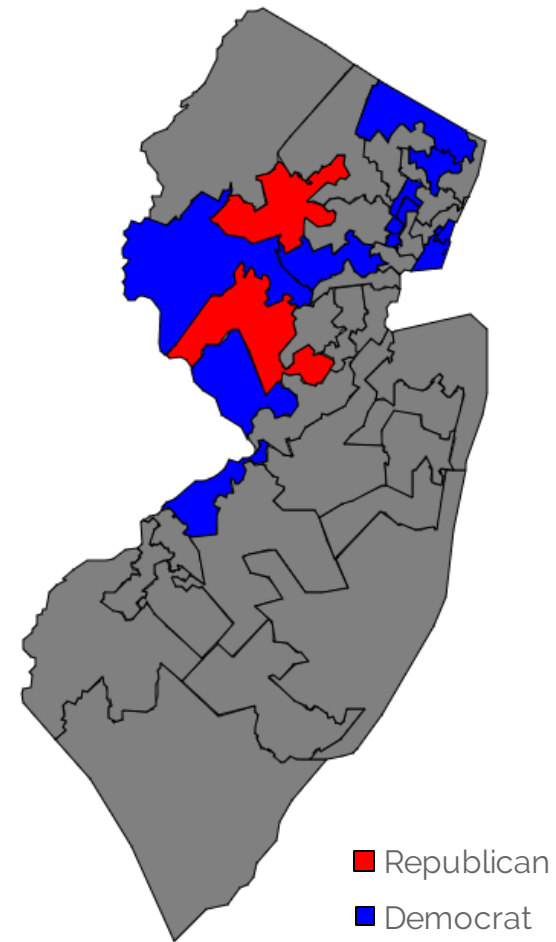
State Senate: 9th Grade

Legislative District	Democrat	Republican
2	0%	0%
3	0%	0%
7	61%	39%
9	0%	0%
14	53%	47%
15	80%	20%
16	54%	46%
21	50%	50%
22	0%	0%
23	53%	47%
25	44%	56%
27	0%	0%
28	71%	29%
31	75%	25%
33	71%	29%
34	98%	2%
38	58%	42%
39	58%	42%



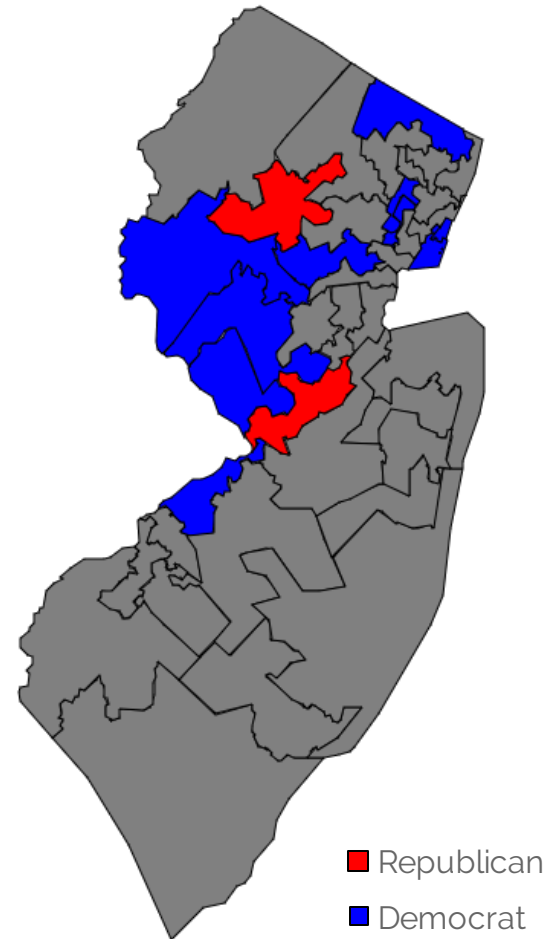
State Senate: 10th Grade

Legislative District	Democrat	Republican
2	0%	0%
3	0%	0%
7	73%	27%
9	0%	0%
14	0%	0%
15	75%	25%
16	39%	61%
21	50%	50%
22	0%	0%
23	55%	45%
25	44%	56%
27	0%	0%
28	73%	27%
31	75%	25%
33	64%	36%
34	98%	2%
38	54%	46%
39	58%	42%



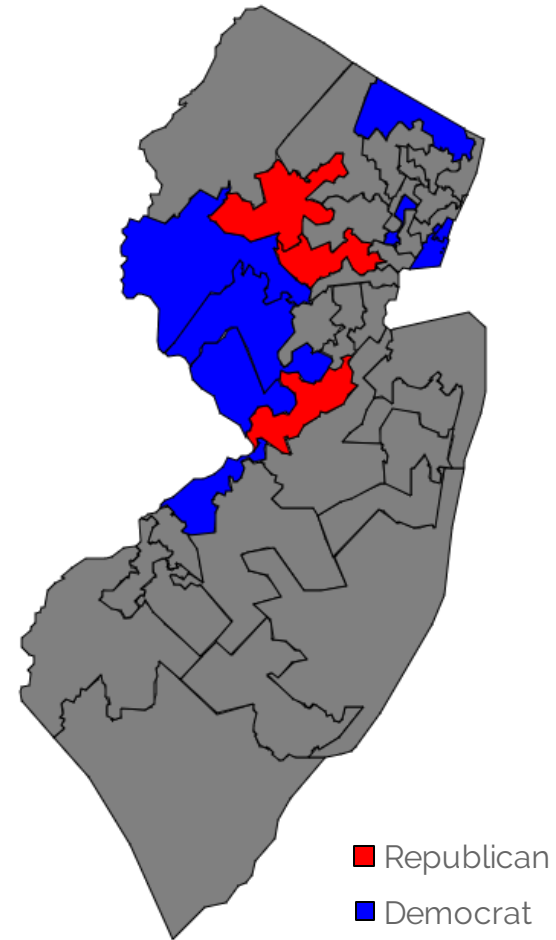
State Senate: 11th Grade

Legislative District	Democrat	Republican
2	0%	0%
3	0%	0%
7	67%	33%
9	0%	0%
14	20%	80%
15	60%	40%
16	62%	38%
21	50%	50%
22	0%	0%
23	60%	40%
25	44%	56%
27	0%	0%
28	69%	31%
31	81%	19%
33	64%	36%
34	98%	2%
38	0%	0%
39	54%	46%



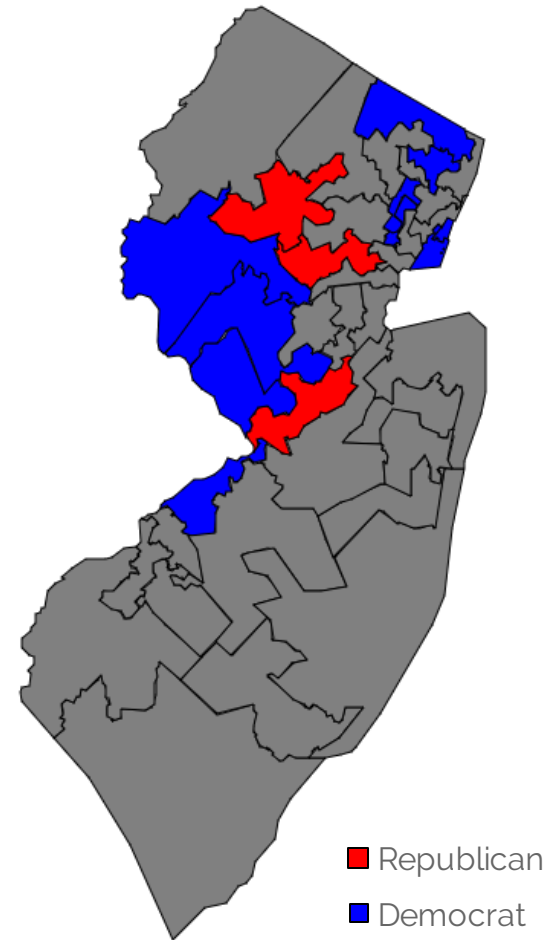
State Senate: 12th Grade

Legislative District	Democrat	Republican
2	0%	0%
3	0%	0%
7	67%	33%
9	0%	0%
14	12%	88%
15	100%	0%
16	68%	32%
21	29%	71%
22	0%	0%
23	61%	39%
25	45%	55%
27	0%	0%
28	58%	42%
31	85%	15%
33	68%	32%
34	0%	0%
38	0%	0%
39	60%	40%



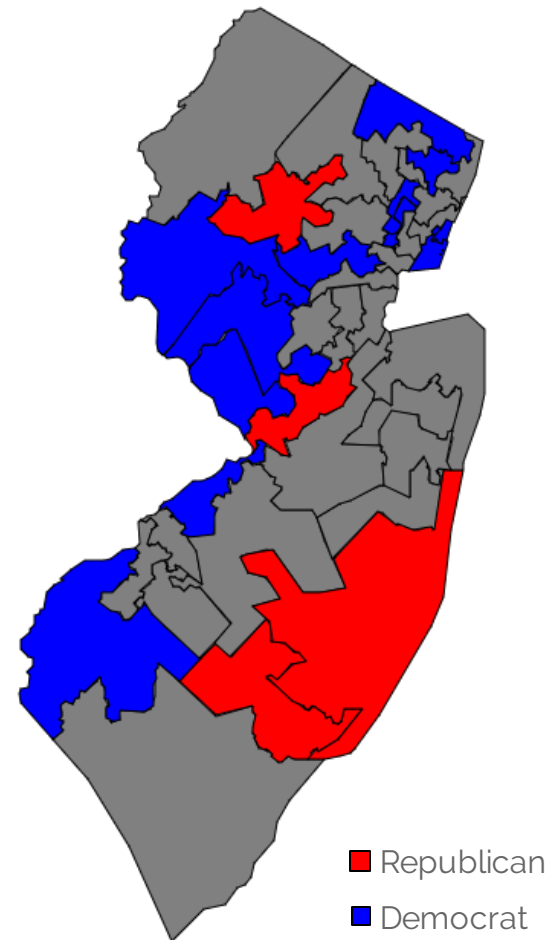
State Senate: 9th-12th Grade

Legislative District	Democrat	Republican
2	0%	0%
3	0%	0%
7	70%	30%
9	0%	0%
14	14%	86%
15	62%	38%
16	60%	40%
21	40%	60%
22	0%	0%
23	58%	42%
25	44%	56%
27	0%	0%
28	67%	33%
31	79%	21%
33	64%	36%
34	98%	2%
38	54%	46%
39	57%	43%



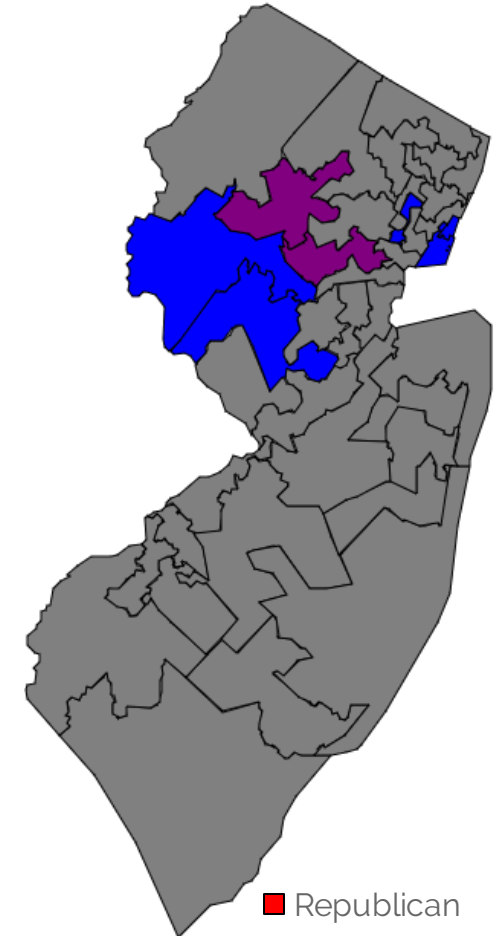
State Senate: All Grades

Legislative District	Democrat	Republican
2	48%	52%
3	54%	46%
7	60%	40%
9	35%	65%
14	47%	53%
15	72%	28%
16	57%	43%
21	55%	45%
22	0%	0%
23	57%	43%
25	45%	55%
27	0%	0%
28	66%	34%
31	76%	24%
33	66%	34%
34	98%	2%
38	62%	38%
39	60%	40%



General Assembly: 5th Grade

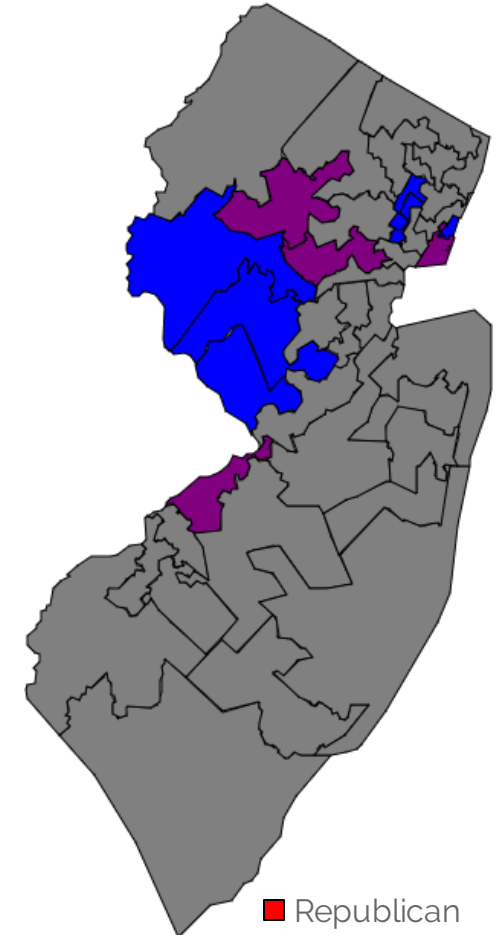
Legislative District	1st Candidate	2nd Candidate	3rd Candidate	4th Candidate
2	-	-	-	-
3	-	-	-	-
7	-	-	-	-
9	-	-	-	-
14	-	-	-	-
15	-	-	-	-
16	Zwicker (D): 34%	Freiman (D): 23%	Simon (R): 22%	Simon (R): 22%
21	Rzeszowski (D): 25%	Bergen (D): 25%	Bramnick (R): 25%	Munoz (R): 25%
22	-	-	-	-
23	Shaw (D): 33%	Boddy (D): 30%	DiMaio (R): 27%	Peterson (R): 10%
25	Bucco (R): 31%	Moran (D): 25%	Carroll (R): 24%	Corcoran (D): 20%
27	-	-	-	-
28	Caputo (D): 27%	Tucker (D): 27%	Branch (R): 26%	Boydston (R): 20%
31	McKnight (D): 45%	Chiaravalloti (D): 32%	Alonso (R): 13%	DiGiario (R): 10%
33	Chaparro (D): 51%	Mukherji (D): 44%	Lucyk (R): 6%	None: 0%
34	-	-	-	-
38	-	-	-	-
39	-	-	-	-



- Republican
- Democrat
- Split

General Assembly: 6th Grade

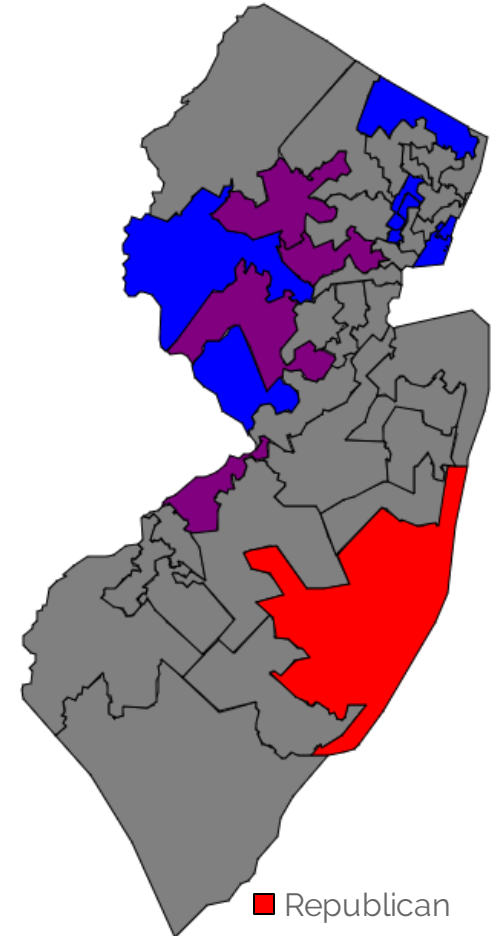
Legislative District	1st Candidate	2nd Candidate	3rd Candidate	4th Candidate
2	-	-	-	-
3	-	-	-	-
7	Murphy (D): 34%	Scott (R): 26%	Conaway (D): 23%	Thibault (R): 17%
9	-	-	-	-
14	-	-	-	-
15	Gusciora (D): 83%	Muoio (D): 17%	Yakobovich (R): 0%	Yakobovich (R): 0%
16	Zwicker (D): 43%	Freiman (D): 28%	Simon (R): 20%	Caliguire (R): 10%
21	Rzeszowski (D): 25%	Bergen (D): 25%	Bramnick (R): 25%	Munoz (R): 25%
22	-	-	-	-
23	Shaw (D): 33%	Boddy (D): 30%	DiMaio (R): 27%	Peterson (R): 10%
25	Bucco (R): 31%	Moran (D): 25%	Carroll (R): 24%	Corcoran (D): 20%
27	-	-	-	-
28	Tucker (D): 33%	Caputo (D): 24%	Branch (R): 23%	Boydston (R): 20%
31	McKnight (D): 35%	Alonso (R): 25%	DiGiario (R): 21%	Chiaravalloti (D): 20%
33	Mukherji (D): 57%	Chaparro (D): 33%	Lucyk (R): 10%	None: 0%
34	Oliver (D): 48%	Giblin (D): 47%	Surgent (R): 3%	Anderson (R): 2%
38	-	-	-	-
39	-	-	-	-



- Republican
- Democrat
- Split

General Assembly: 7th Grade

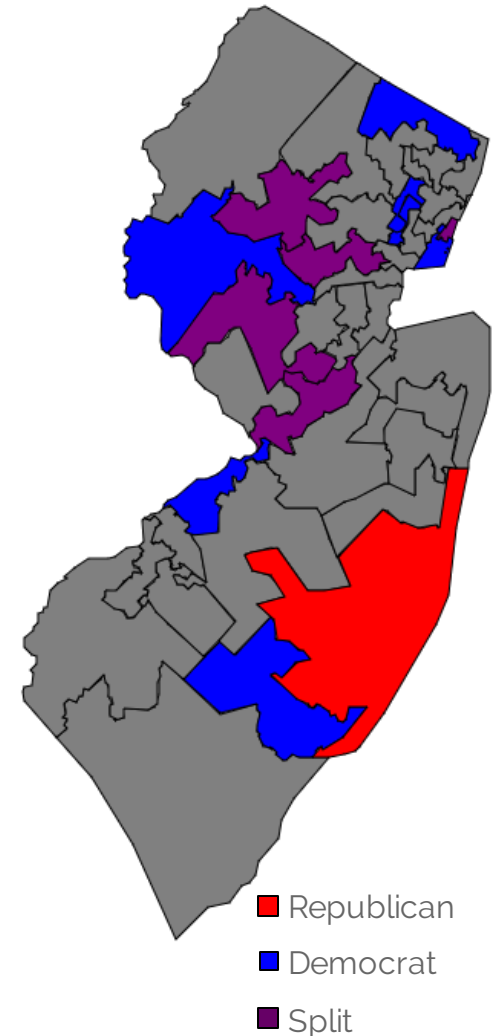
Legislative District	1st Candidate	2nd Candidate	3rd Candidate	4th Candidate
2	-	-	-	-
3	-	-	-	-
7	Murphy (D): 35%	Scott (R): 24%	Conaway (D): 24%	Thibault (R): 17%
9	Rumpf (R): 29%	Gove (R): 27%	Young (D): 25%	Dobrowansky (D): 18%
14	-	-	-	-
15	Gusciora (D): 57%	Muoio (D): 35%	Yakobovich (R): 5%	Rich (R): 3%
16	Zwicker (D): 32%	Simon (R): 24%	Freiman (D): 23%	Caliguire (R): 21%
21	Rzeszowski (D): 25%	Bergen (D): 25%	Bramnick (R): 25%	Munoz (R): 25%
22	-	-	-	-
23	Shaw (D): 33%	Boddy (D): 30%	DiMaio (R): 27%	Peterson (R): 10%
25	Moran (D): 32%	Bucco (R): 27%	Corcoran (D): 21%	Corcoran (D): 21%
27	-	-	-	-
28	Tucker (D): 34%	Caputo (D): 23%	Boydston (R): 22%	Branch (R): 21%
31	McKnight (D): 38%	Chiaravalloti (D): 26%	Alonso (R): 25%	DiGiario (R): 11%
33	Chaparro (D): 43%	Mukherji (D): 42%	Lucyk (R): 15%	None: 0%
34	Giblin (D): 48%	Giblin (D): 48%	Surgent (R): 2%	Anderson (R): 2%
38	-	-	-	-
39	Chung (D): 34%	Hausman (D): 31%	Auth (R): 20%	Schepisi (R): 15%



- Republican
- Democrat
- Split

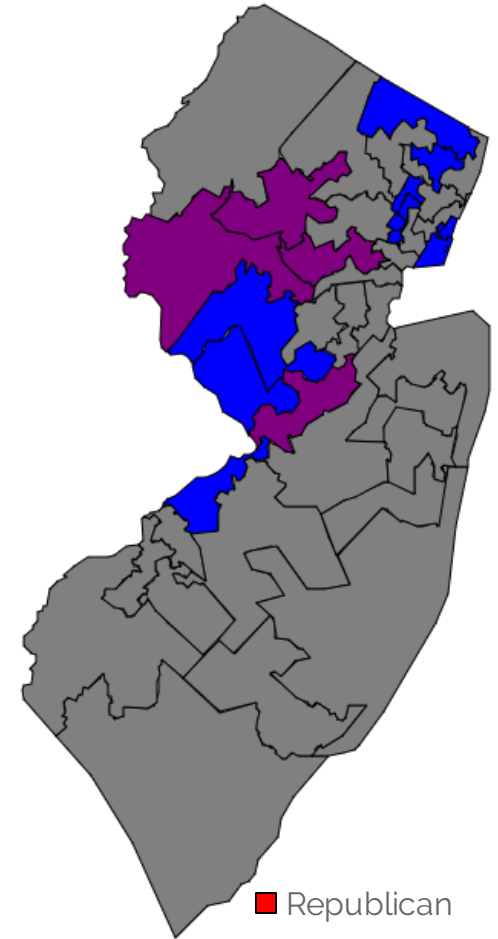
General Assembly: 8th Grade

Legislative District	1st Candidate	2nd Candidate	3rd Candidate	4th Candidate
2	Mazzeo (D): 34%	Armato (D): 28%	Taube (R): 25%	Sera (R): 13%
3	-	-	-	-
7	Murphy (D): 33%	Conaway (D): 29%	Scott (R): 22%	Thibault (R): 16%
9	Rumpf (R): 32%	Gove (R): 26%	Young (D): 23%	Dobrowansky (D): 19%
14	DeAngelo (D): 27%	Uccio (R): 25%	Benson (D): 24%	Benson (D): 24%
15	-	-	-	-
16	Zwicker (D): 36%	Simon (R): 31%	Freiman (D): 27%	Caliguire (R): 6%
21	Rzeszowski (D): 45%	Bramnick (R): 18%	Bergen (D): 18%	Munoz (R): 18%
22	-	-	-	-
23	Shaw (D): 33%	Boddy (D): 30%	DiMaio (R): 27%	Peterson (R): 10%
25	Bucco (R): 31%	Moran (D): 25%	Carroll (R): 24%	Corcoran (D): 20%
27	-	-	-	-
28	Tucker (D): 34%	Caputo (D): 23%	Boydston (R): 21%	Branch (R): 21%
31	McKnight (D): 39%	Chiaravalloti (D): 27%	Alonso (R): 23%	DiGiario (R): 11%
33	Chaparro (D): 39%	Lucyk (R): 31%	Mukherji (D): 30%	None: 0%
34	Giblin (D): 48%	Oliver (D): 47%	Surgent (R): 2%	Anderson (R): 2%
38	-	-	-	-
39	Chung (D): 33%	Hausman (D): 32%	Auth (R): 19%	Schepisi (R): 16%



General Assembly: 9th Grade

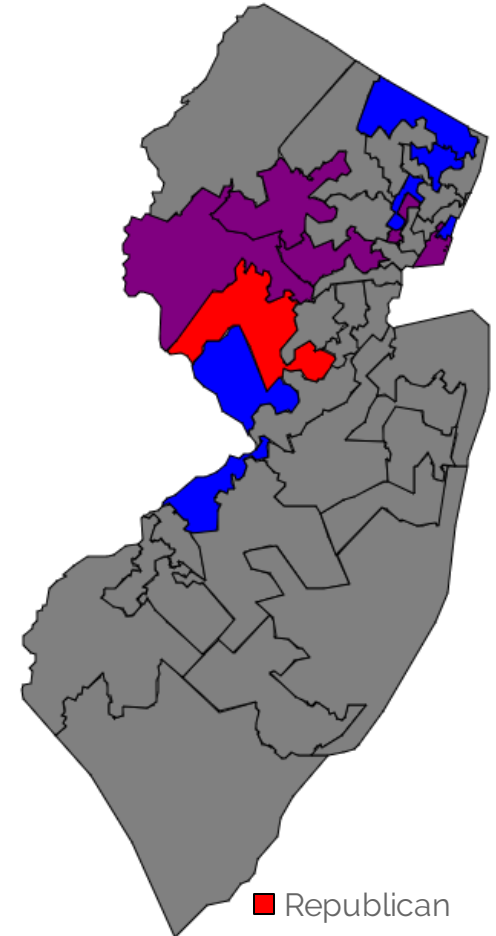
Legislative District	1st Candidate	2nd Candidate	3rd Candidate	4th Candidate
2	-	-	-	-
3	-	-	-	-
7	Conaway (D): 33%	Murphy (D): 30%	Scott (R): 20%	Thibault (R): 18%
9	-	-	-	-
14	Benson (D): 26%	Uccio (R): 25%	Stout (R): 25%	DeAngelo (D): 24%
15	Gusciora (D): 55%	Muio (D): 25%	Yakovovich (R): 10%	Yakovovich (R): 10%
16	Freiman (D): 28%	Zwicker (D): 27%	Simon (R): 23%	Caliguire (R): 22%
21	Rzeszowski (D): 25%	Bergen (D): 25%	Bramnick (R): 25%	Munoz (R): 25%
22	-	-	-	-
23	Shaw (D): 40%	Peterson (R): 29%	DiMaio (R): 16%	Boddy (D): 15%
25	Bucco (R): 31%	Moran (D): 25%	Carroll (R): 24%	Corcoran (D): 20%
27	-	-	-	-
28	Tucker (D): 31%	Tucker (D): 31%	Boydston (R): 19%	Branch (R): 18%
31	McKnight (D): 54%	Chiaravalloti (D): 25%	Alonso (R): 21%	DiGiaro (R): 0%
33	Chaparro (D): 46%	Mukherji (D): 31%	Lucyk (R): 23%	None: 0%
34	Oliver (D): 55%	Giblin (D): 40%	Surgent (R): 3%	Anderson (R): 3%
38	Eustace (D): 36%	Lagana (D): 34%	Wolf (R): 21%	Leonard (R): 9%
39	Chung (D): 33%	Hausman (D): 25%	Auth (R): 23%	Schepisi (R): 19%



- Republican
- Democrat
- Split

General Assembly: 10th Grade

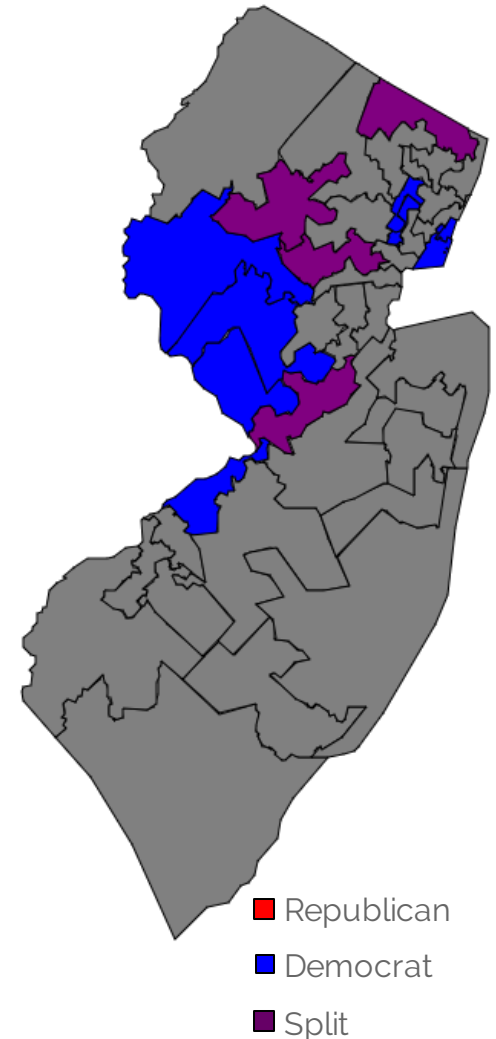
Legislative District	1st Candidate	2nd Candidate	3rd Candidate	4th Candidate
2	-	-	-	-
3	-	-	-	-
7	Conaway (D): 36%	Murphy (D): 35%	Scott (R): 16%	Thibault (R): 13%
9	-	-	-	-
14	-	-	-	-
15	Gusciora (D): 75%	Muio (D): 25%	Yakobovich (R): 0%	Yakobovich (R): 0%
16	Simon (R): 30%	Caliguire (R): 28%	Zwicker (D): 23%	Freiman (D): 19%
21	Rzeszowski (D): 25%	Bergen (D): 25%	Bramnick (R): 25%	Munoz (R): 25%
22	-	-	-	-
23	Shaw (D): 36%	Peterson (R): 26%	Boddy (D): 23%	DiMaio (R): 15%
25	Bucco (R): 31%	Moran (D): 25%	Carroll (R): 24%	Corcoran (D): 20%
27	-	-	-	-
28	Tucker (D): 34%	Boydston (R): 25%	Caputo (D): 23%	Branch (R): 17%
31	McKnight (D): 55%	Alonso (R): 22%	Chiaravalloti (D): 14%	DiGiaro (R): 9%
33	Chaparro (D): 43%	Mukherji (D): 30%	Lucyk (R): 27%	None: 0%
34	Giblin (D): 54%	Oliver (D): 42%	Surgent (R): 2%	Anderson (R): 2%
38	Eustace (D): 35%	Eustace (D): 35%	Wolf (R): 21%	Leonard (R): 9%
39	Chung (D): 32%	Hausman (D): 30%	Auth (R): 20%	Schepisi (R): 18%



■ Republican
■ Democrat
■ Split

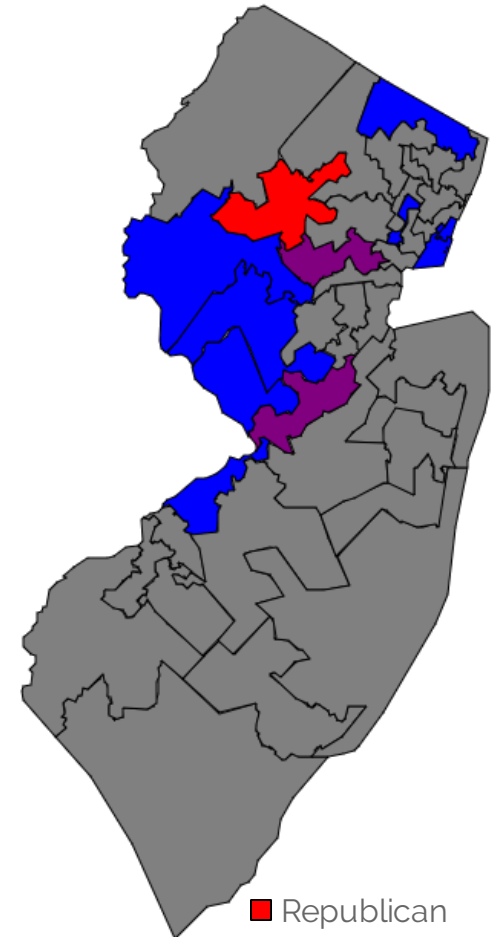
General Assembly: 11th Grade

Legislative District	1st Candidate	2nd Candidate	3rd Candidate	4th Candidate
2	-	-	-	-
3	-	-	-	-
7	Murphy (D): 34%	Conaway (D): 32%	Scott (R): 21%	Thibault (R): 14%
9	-	-	-	-
14	Benson (D): 50%	Stout (R): 30%	DeAngelo (D): 20%	Uccio (R): 0%
15	Gusciora (D): 55%	Muoio (D): 30%	Yakobovich (R): 8%	Yakobovich (R): 8%
16	Zwicker (D): 33%	Freiman (D): 31%	Caliguire (R): 19%	Simon (R): 18%
21	Rzeszowski (D): 25%	Bergen (D): 25%	Bramnick (R): 25%	Munoz (R): 25%
22	-	-	-	-
23	Shaw (D): 39%	Boddy (D): 25%	Peterson (R): 21%	DiMaio (R): 15%
25	Bucco (R): 31%	Moran (D): 25%	Carroll (R): 24%	Corcoran (D): 20%
27	-	-	-	-
28	Tucker (D): 34%	Caputo (D): 26%	Boydston (R): 22%	Branch (R): 17%
31	McKnight (D): 52%	Chiaravalloti (D): 25%	Alonso (R): 16%	DiGiario (R): 6%
33	Mukherji (D): 54%	Chaparro (D): 33%	Lucyk (R): 13%	None: 0%
34	Giblin (D): 61%	Oliver (D): 35%	Surgent (R): 2%	Anderson (R): 2%
38	-	-	-	-
39	Chung (D): 34%	Auth (R): 24%	Hausman (D): 21%	Hausman (D): 21%



General Assembly: 12th Grade

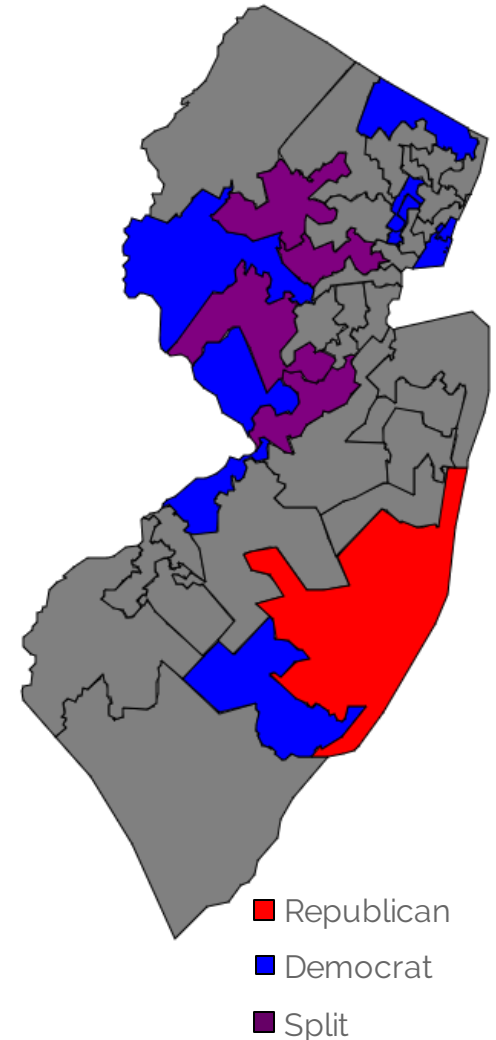
Legislative District	1st Candidate	2nd Candidate	3rd Candidate	4th Candidate
2	-	-	-	-
3	-	-	-	-
7	Murphy (D): 35%	Conaway (D): 33%	Scott (R): 16%	Scott (R): 16%
9	-	-	-	-
14	Benson (D): 45%	Stout (R): 42%	DeAngelo (D): 9%	Uccio (R): 3%
15	Gusciora (D): 100%	Muoio (D): 0%	Muoio (D): 0%	Muoio (D): 0%
16	Zwicker (D): 38%	Freiman (D): 30%	Caliguire (R): 16%	Simon (R): 16%
21	Bramnick (R): 50%	Bergen (D): 21%	Rzeszowski (D): 14%	Munoz (R): 14%
22	-	-	-	-
23	Shaw (D): 34%	Boddy (D): 24%	DiMaio (R): 22%	Peterson (R): 20%
25	Bucco (R): 29%	Carroll (R): 24%	Moran (D): 24%	Corcoran (D): 23%
27	-	-	-	-
28	Tucker (D): 31%	Caputo (D): 30%	Boydston (R): 21%	Branch (R): 18%
31	McKnight (D): 46%	Chiaravalloti (D): 37%	Alonso (R): 11%	DiGiario (R): 6%
33	Mukherji (D): 41%	Chaparro (D): 39%	Lucyk (R): 20%	None: 0%
34	-	-	-	-
38	-	-	-	-
39	Chung (D): 34%	Hausman (D): 24%	Auth (R): 24%	Schepisi (R): 18%



■ Republican
■ Democrat
■ Split

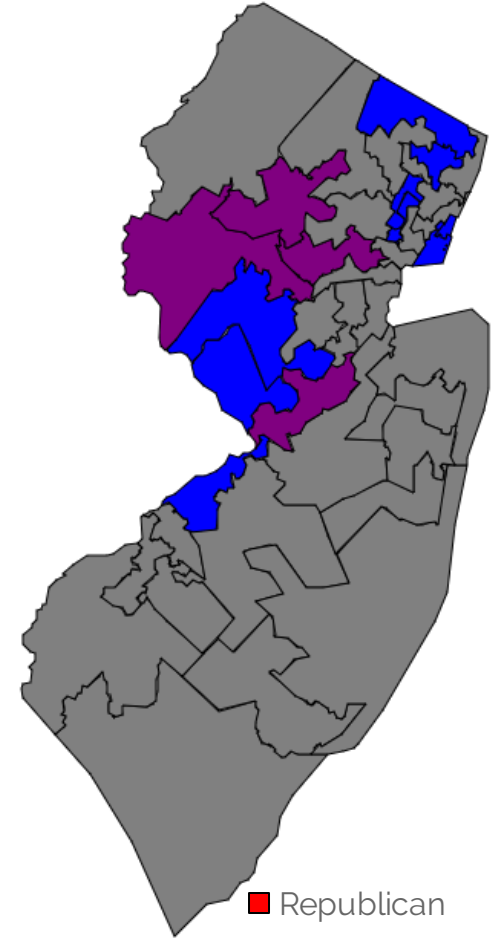
General Assembly: 5th-8th Grade

Legislative District	1st Candidate	2nd Candidate	3rd Candidate	4th Candidate
2	Mazzeo (D): 34%	Armato (D): 28%	Taube (R): 25%	Sera (R): 13%
3	-	-	-	-
7	Murphy (D): 34%	Conaway (D): 26%	Scott (R): 24%	Thibault (R): 16%
9	Rumpf (R): 31%	Gove (R): 27%	Young (D): 24%	Dobrowansky (D): 18%
14	DeAngelo (D): 27%	Uccio (R): 25%	Benson (D): 24%	Benson (D): 24%
15	Gusciora (D): 60%	Muoio (D): 33%	Yakobovich (R): 5%	Rich (R): 2%
16	Zwicker (D): 33%	Simon (R): 24%	Freiman (D): 24%	Caliguire (R): 19%
21	Rzeszowski (D): 31%	Bramnick (R): 23%	Bergen (D): 23%	Munoz (R): 23%
22	-	-	-	-
23	Shaw (D): 33%	Boddy (D): 30%	DiMaio (R): 27%	Peterson (R): 10%
25	Bucco (R): 30%	Moran (D): 27%	Carroll (R): 23%	Corcoran (D): 20%
27	-	-	-	-
28	Tucker (D): 31%	Caputo (D): 25%	Branch (R): 23%	Boydston (R): 21%
31	McKnight (D): 38%	Chiaravalloti (D): 25%	Alonso (R): 23%	DiGiario (R): 14%
33	Mukherji (D): 44%	Chaparro (D): 41%	Lucyk (R): 15%	None: 0%
34	Giblin (D): 48%	Giblin (D): 48%	Surgent (R): 2%	Anderson (R): 2%
38	-	-	-	-
39	Chung (D): 34%	Hausman (D): 31%	Auth (R): 20%	Schepisi (R): 15%



General Assembly: 9th-12th Grade

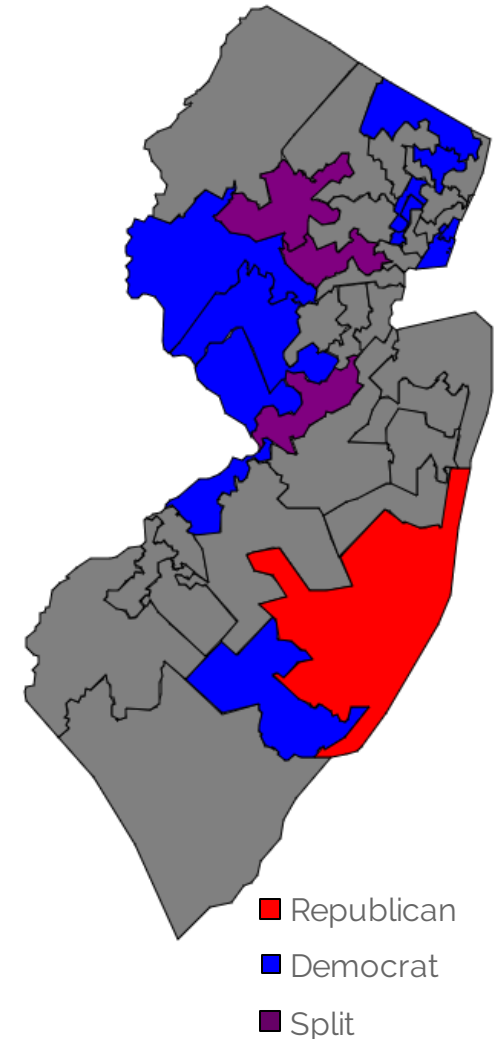
Legislative District	1st Candidate	2nd Candidate	3rd Candidate	4th Candidate
2	-	-	-	-
3	-	-	-	-
7	Conaway (D): 34%	Murphy (D): 33%	Scott (R): 18%	Thibault (R): 15%
9	-	-	-	-
14	Benson (D): 31%	Stout (R): 28%	DeAngelo (D): 21%	Uccio (R): 20%
15	Gusciora (D): 57%	Muio (D): 28%	Yakovovich (R): 8%	Yakovovich (R): 8%
16	Zwicker (D): 32%	Freiman (D): 28%	Simon (R): 20%	Simon (R): 20%
21	Bramnick (R): 34%	Bergen (D): 24%	Rzeszowski (D): 21%	Munoz (R): 21%
22	-	-	-	-
23	Shaw (D): 37%	Peterson (R): 24%	Boddy (D): 22%	DiMaio (R): 17%
25	Bucco (R): 31%	Moran (D): 25%	Carroll (R): 24%	Corcoran (D): 21%
27	-	-	-	-
28	Tucker (D): 33%	Caputo (D): 28%	Boydston (R): 22%	Branch (R): 18%
31	McKnight (D): 52%	Chiaravalloti (D): 24%	Alonso (R): 18%	DiGiario (R): 7%
33	Chaparro (D): 40%	Mukherji (D): 39%	Lucyk (R): 21%	None: 0%
34	Giblin (D): 54%	Oliver (D): 41%	Surgent (R): 2%	Anderson (R): 2%
38	Eustace (D): 36%	Lagana (D): 35%	Wolf (R): 21%	Leonard (R): 9%
39	Chung (D): 33%	Hausman (D): 25%	Auth (R): 23%	Schepisi (R): 19%



■ Republican
■ Democrat
■ Split

General Assembly: All Grades

Legislative District	1st Candidate	2nd Candidate	3rd Candidate	4th Candidate
2	Mazzeo (D): 34%	Armato (D): 28%	Taube (R): 25%	Sera (R): 13%
3	-	-	-	-
7	Murphy (D): 33%	Conaway (D): 29%	Scott (R): 22%	Thibault (R): 16%
9	Rumpf (R): 31%	Gove (R): 27%	Young (D): 24%	Dobrowansky (D): 18%
14	Benson (D): 27%	Stout (R): 26%	DeAngelo (D): 24%	Uccio (R): 23%
15	Gusciora (D): 58%	Muoio (D): 30%	Yakobovich (R): 6%	Rich (R): 6%
16	Zwicker (D): 32%	Freiman (D): 26%	Simon (R): 22%	Caliguire (R): 20%
21	Bramnick (R): 29%	Rzeszowski (D): 26%	Bergen (D): 23%	Munoz (R): 22%
22	-	-	-	-
23	Shaw (D): 37%	Boddy (D): 23%	Peterson (R): 22%	DiMaio (R): 18%
25	Bucco (R): 30%	Moran (D): 26%	Carroll (R): 24%	Corcoran (D): 20%
27	-	-	-	-
28	Tucker (D): 32%	Caputo (D): 26%	Boydston (R): 21%	Branch (R): 20%
31	McKnight (D): 44%	Chiaravalloti (D): 24%	Alonso (R): 21%	DiGiario (R): 11%
33	Chaparro (D): 40%	Mukherji (D): 40%	Lucyk (R): 19%	None: 0%
34	Giblin (D): 50%	Oliver (D): 45%	Surgent (R): 2%	Anderson (R): 2%
38	Eustace (D): 36%	Lagana (D): 35%	Wolf (R): 21%	Leonard (R): 9%
39	Chung (D): 33%	Hausman (D): 27%	Auth (R): 22%	Schepisi (R): 18%



News Sources

Where do you get your news?

